



Dronacharya PG college of Education Rait, Kangra HP

“Where knowledge is created, not just communicated ”

NAAC Accreditation with “B-Grade ”



Teacher Evaluation by Students of B.Ed.
Session 2022-23

Coordinator: -

Dr. Ashwani Kumar
Assistant Professor

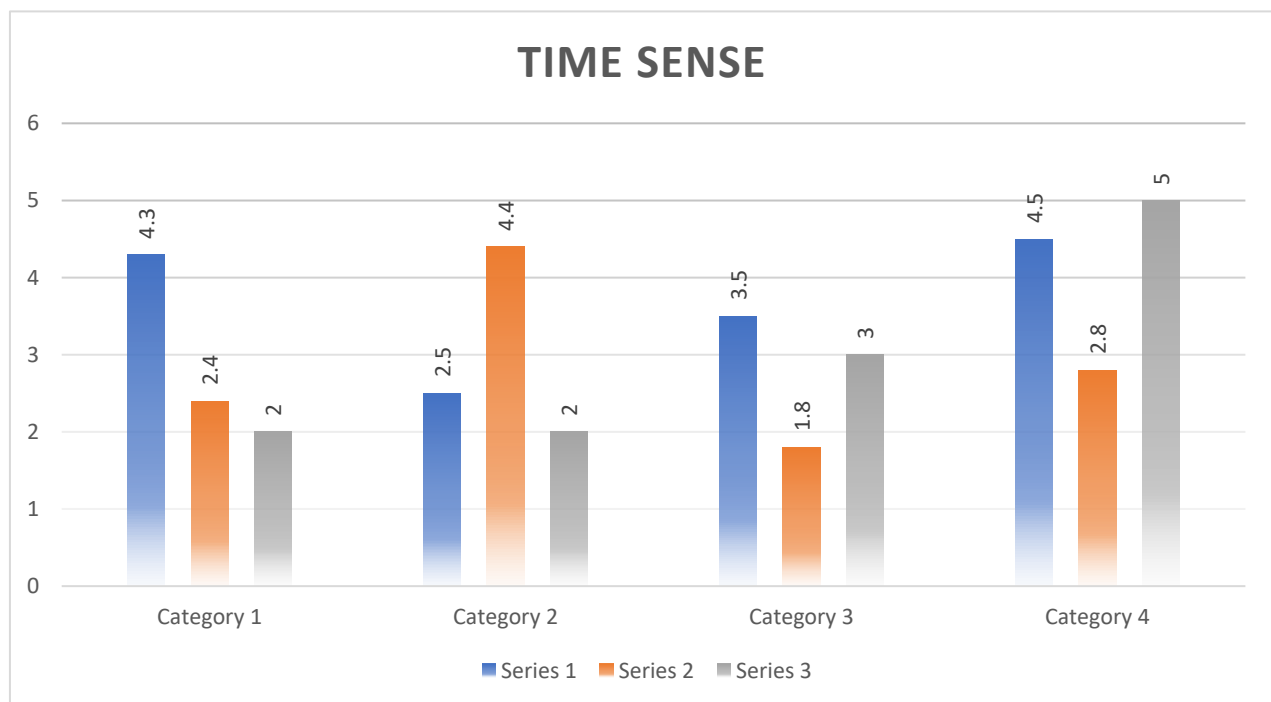
Name of Teacher: Mr. Shashi Kumar

Total Number of Students: 22

Subject: Teaching of English

Part A) Time Sense :

1. Punctuality in class .
2. Regularity in classes
3. Students Attendance /presence in class of the teacher
4. Complete Syllabus of the course in Time
5. Scheduled organization of the assignments,Class test Quizzes and seminar
6. Make Alternate arrangement of the class in his /her absence



Graph

Part:- B Subject Command :-

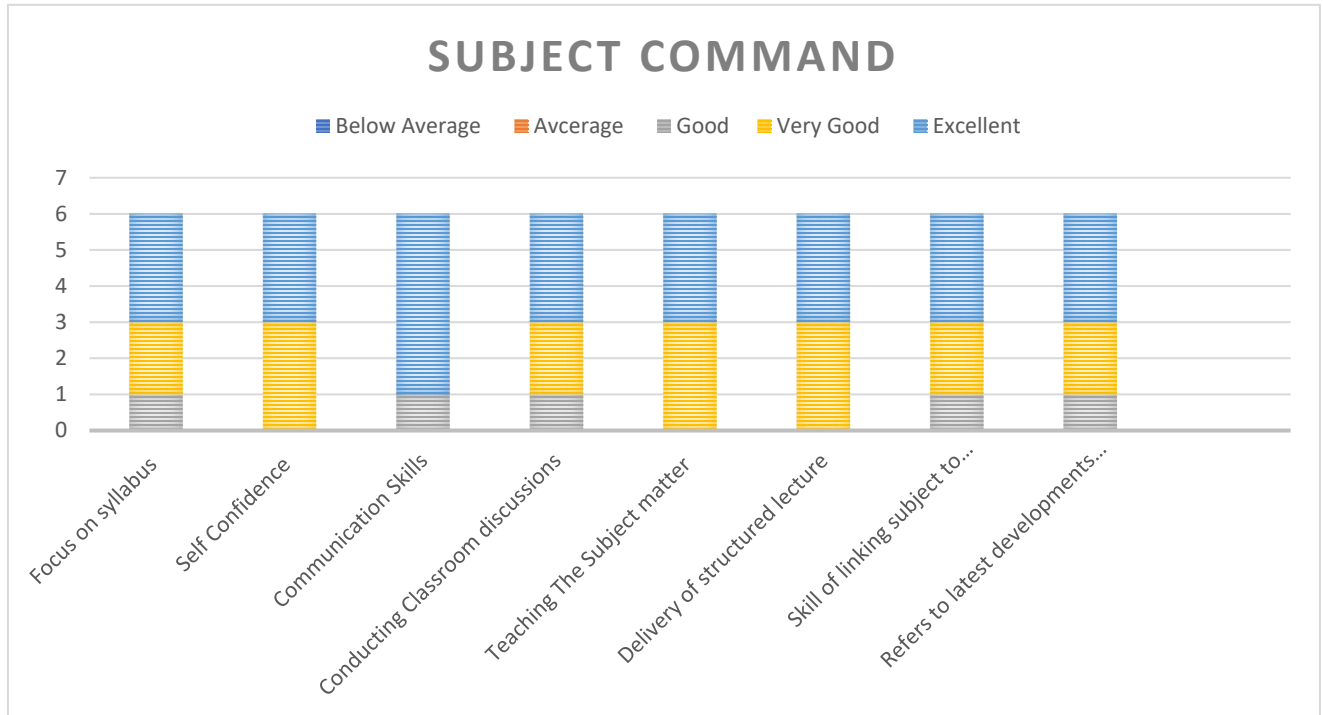
1. Focus on syllabus
2. Self Confidence
3. Communication Skills
4. Conducting Classroom discussions

5. Teaching The Subject matter

6. Delivery of structured lecture

7. Skill of linking subject to life experience and creating interest in the subject

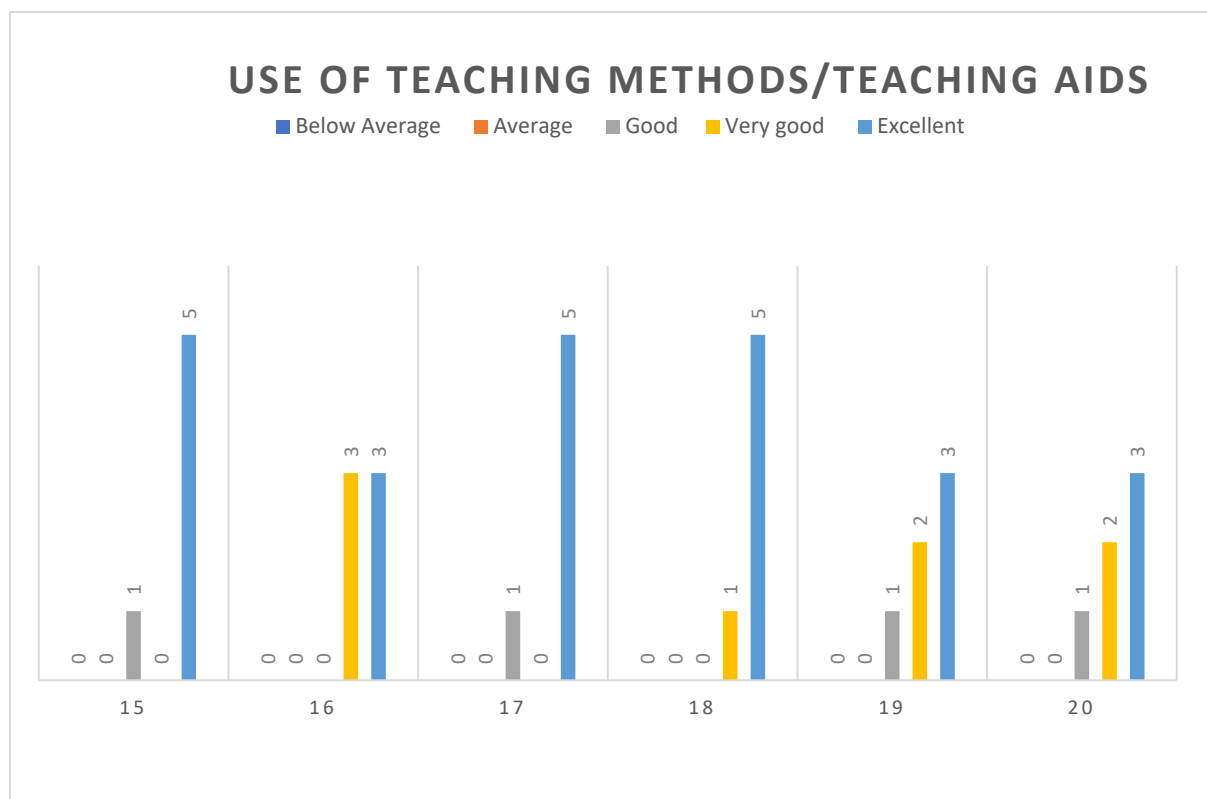
8. Refers to latest developments in the field



Graph

Part C : Use of Teaching Methods /Teaching Aids :-

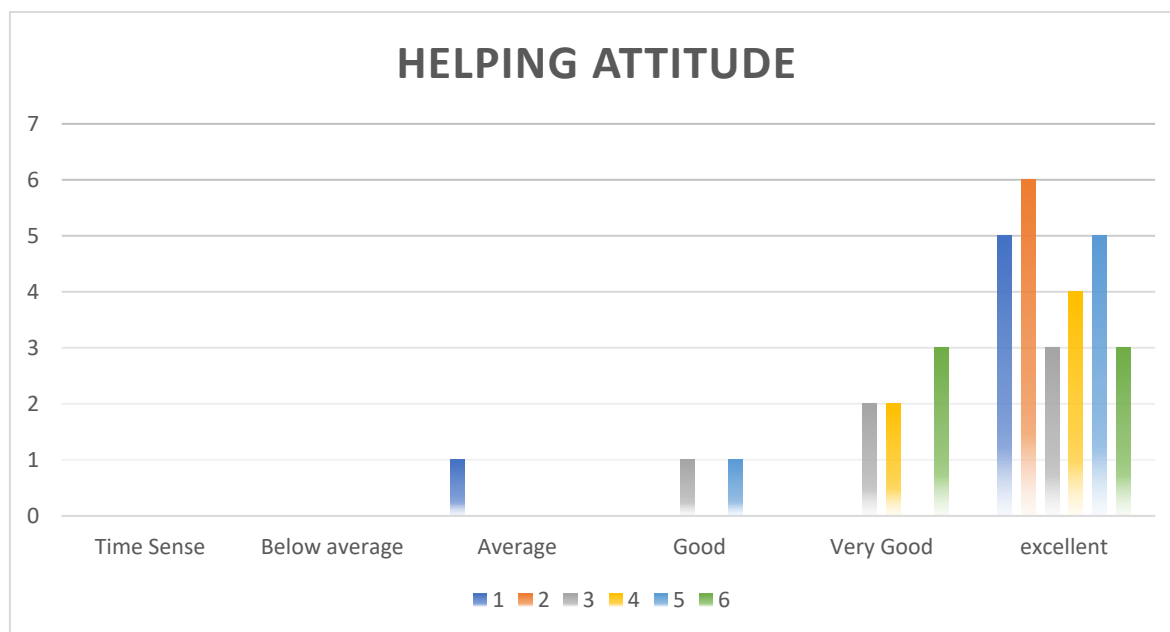
1. Use of teaching Aids (OHP/ Blackboard/PPT'S)
2. Blackboard /White board work in terms
3. Uses of innovative teaching methods
4. clickers/projects/Assignments/seminars etc.)Share the answers to the class tests or Sessional test questions after the conduct of the class test, Sessional tests
5. Shows the evaluated answer books of class tests to the students
6. Sakes sure that he/she is being understood



Graph

Part D:- Helping Attitude :-

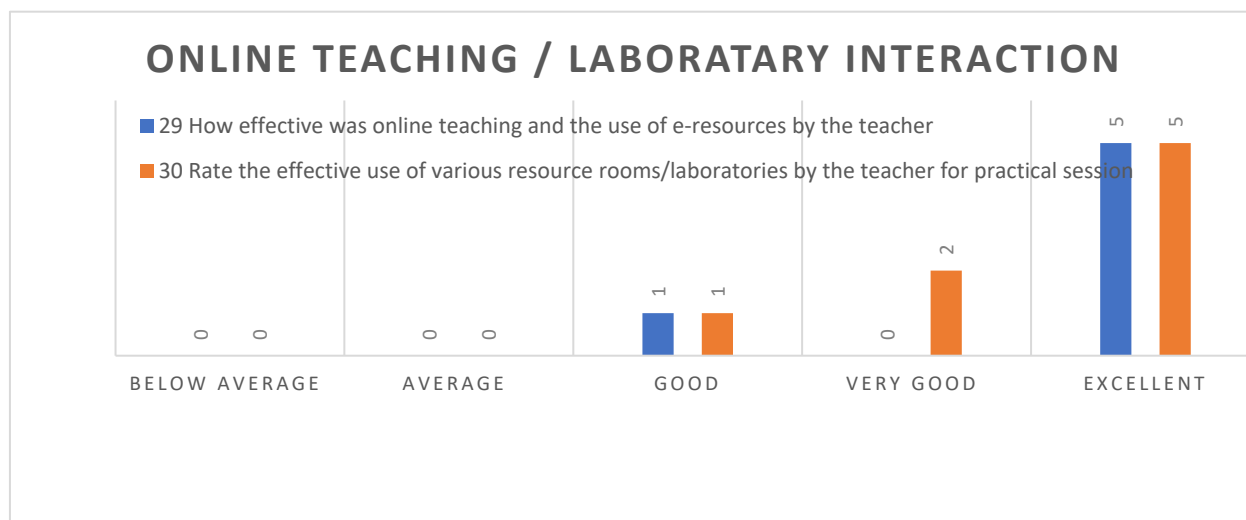
1. Helping Approach towards varied academic interest of Students
2. Helps students by providing study material that is not readily available in the textbooks say through resources, e-journals, reference books, open course wares, etc.
3. Helps students irrespective of ethnicity and culture/background
4. Help students irrespective of gender
5. Help students facing physical, emotional and learning challenges
6. Approach towards developing professional skills among students
7. Help students in realizing career goals.
8. Helps students in realizing their strengths and developmental needs.



Graph

Part E:- Online Teaching / Laboratory Interaction:-

1. How effective was online teaching and the use of e-resources by the teacher
2. Rate the effective use of various resource rooms/laboratories by the teacher for practical sessional.



Graph

Part D:- Class Control :-

1. Control mechanism in effectively conducting the class.
2. Students participation in the class

3. Skills of addressing inappropriate behaviour of student
4. The tendency of inviting opinions and question on subject matter from students
5. Enhances learning by judicious reinforcement mechanism
6. Inspires Students for ethical conduct
7. Act as a role model



Graph

Students Comments :-

Overall Teaching Was very good ,teacher provide best material to students , teaching was excellent

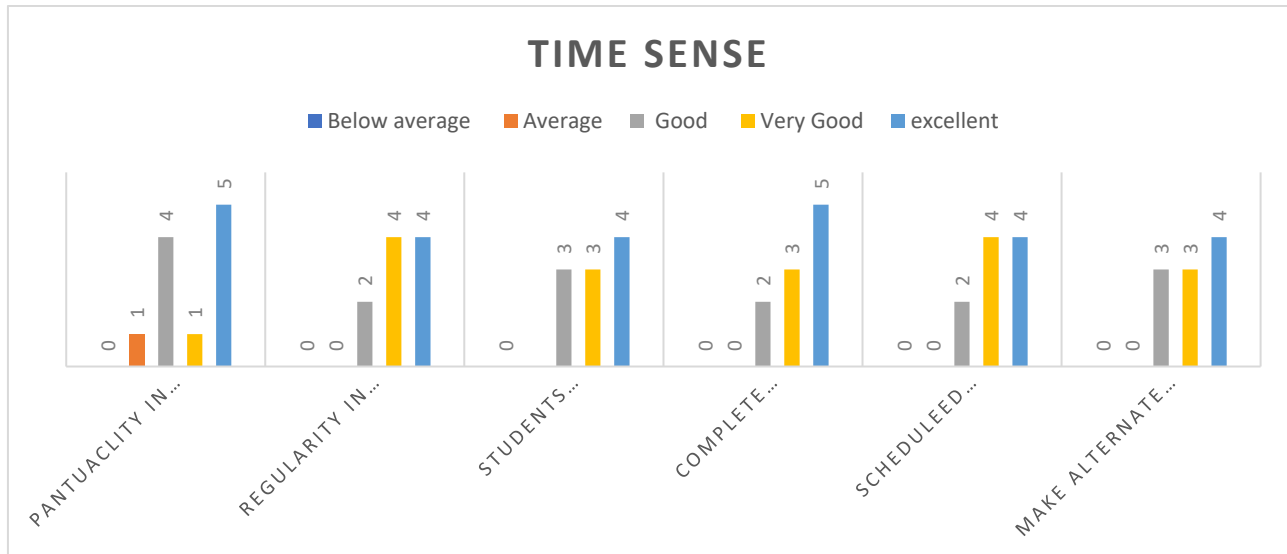
,

Name of Teacher :-Mr. Sumit Sharma
Subject: Contemporary India and Education

Total No of Students:-100

A) Time Sense: -

1. Punctuality in class .
2. Regularity in classes
3. Students Attendance /presence in class of the teacher
4. Complete Syllabus of the course in Time
5. Scheduled organization of the assignments,Class test Quizzes and seminar
6. Make Alternate arrangement of the class in his /her absence

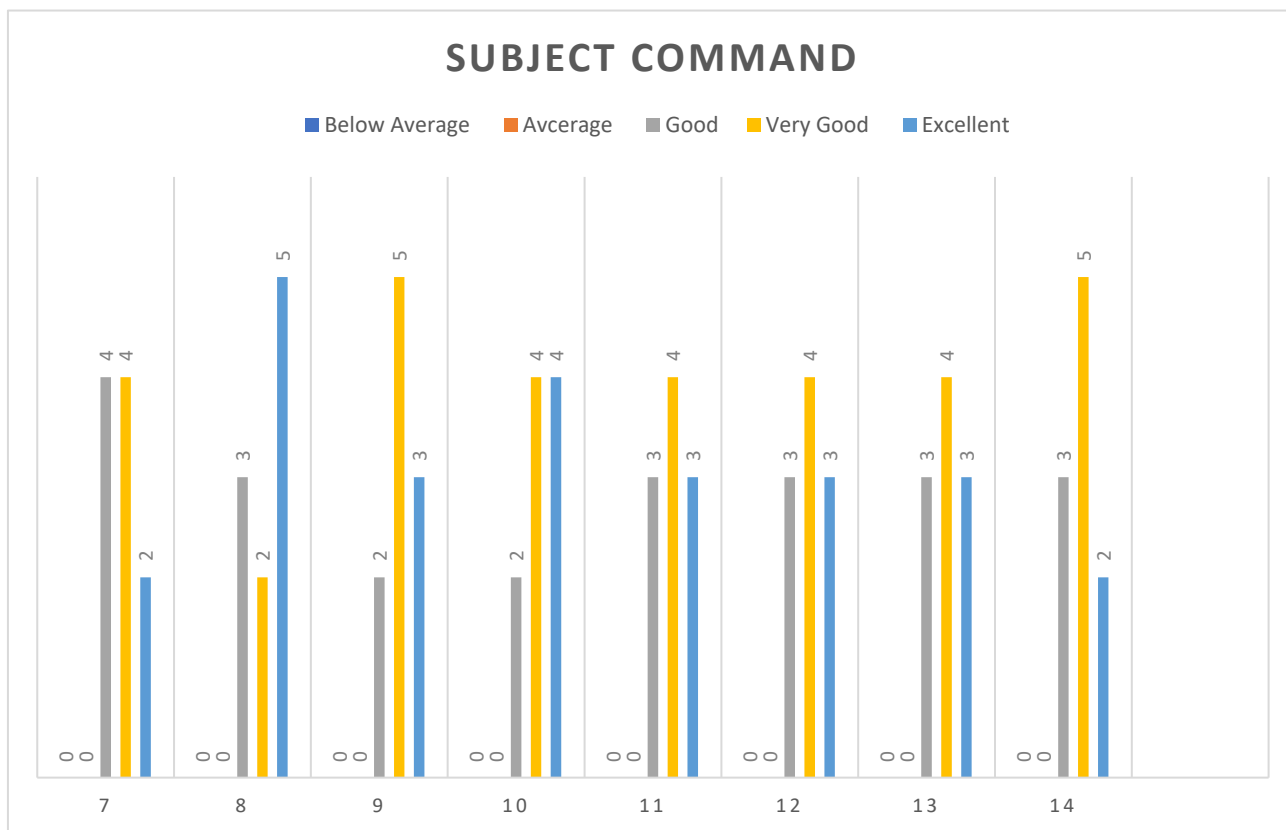


Graph

B) Subject Command: -

1. Focus on syllabus
3. Self Confidence
4. Communication Skills
5. Conducting Classroom discussions
6. Teaching The Subject matter
7. Delivery of structured lecture
8. Skill of linking subject to life experience and creating interest in the subject

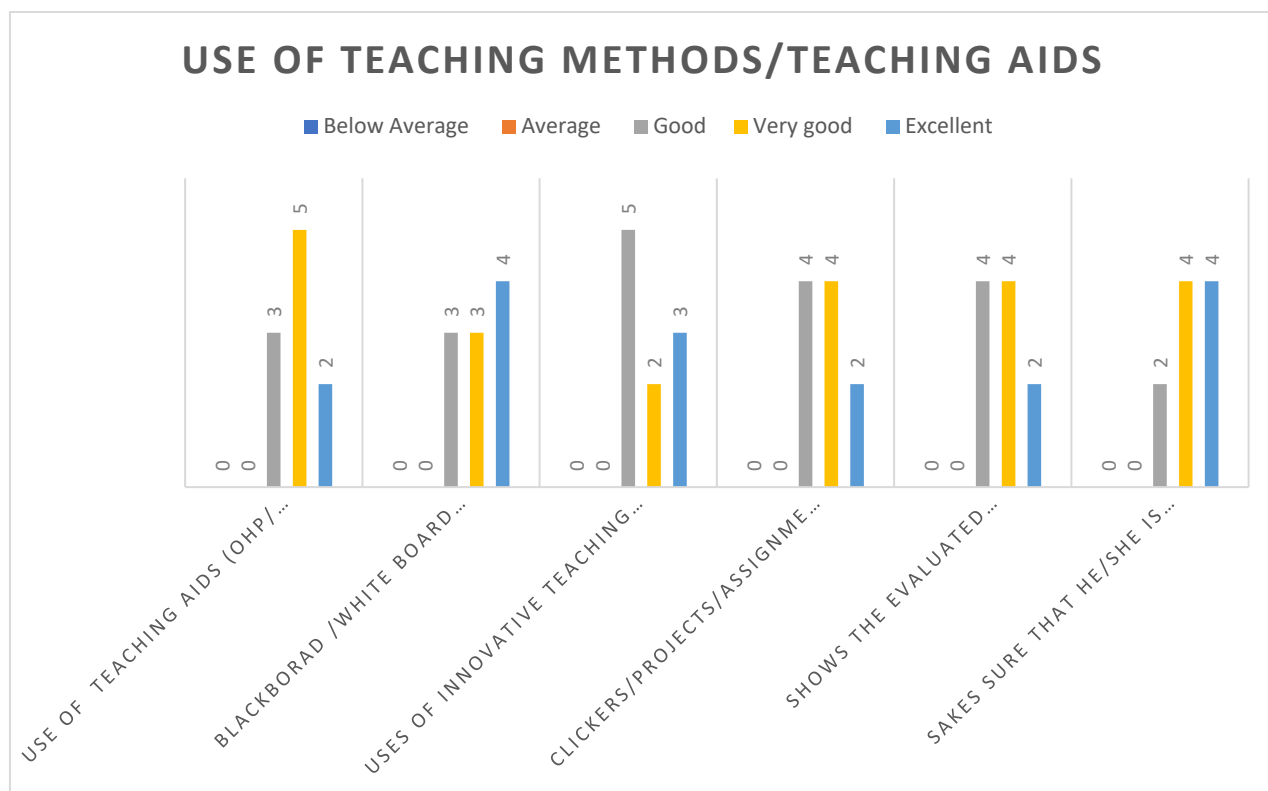
9. Refers to latest developments in the field



Graph

c) Use of Teaching Methods /Teaching Aids:-

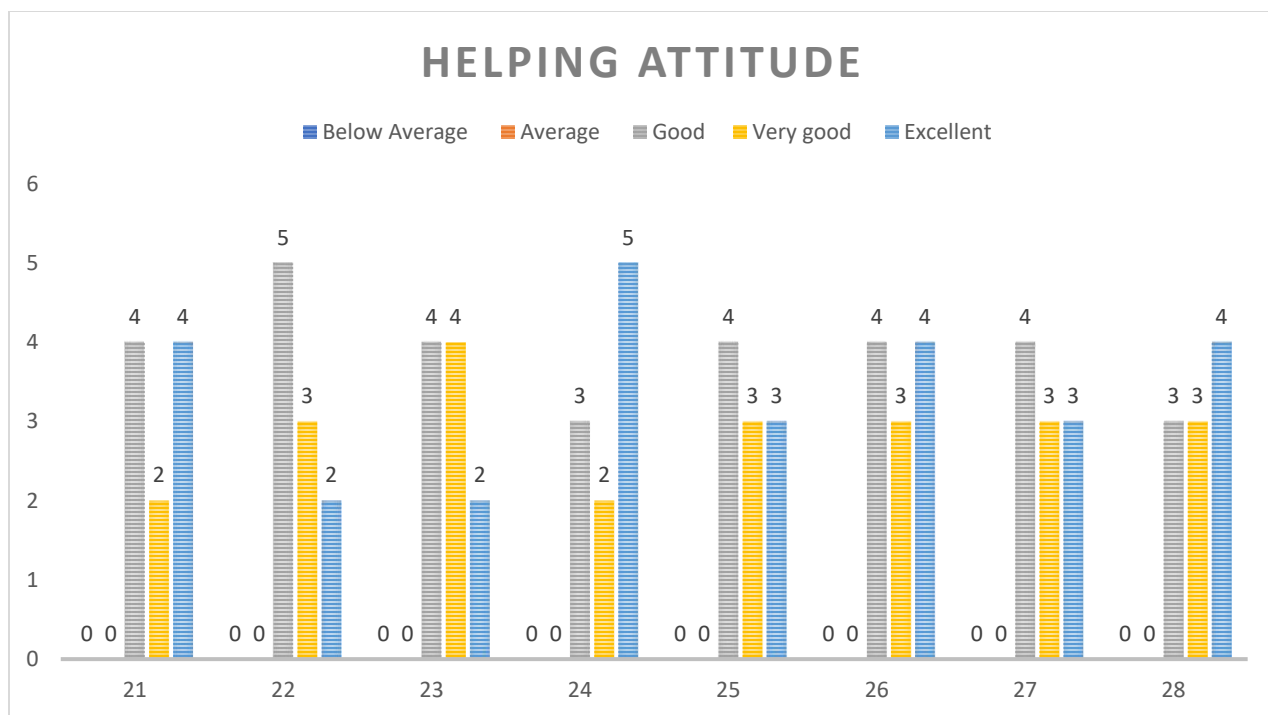
1. Use of teaching Aids (OHP/ Blackboard/PPT'S)
2. Blackboard /White board work in terms
3. Uses of innovative teaching methods
4. clickers/projects/Assignments/seminars etc.)Share the answers to the class tests or Sessional test questions after the conduct of the class test, Sessional tests
5. Shows the evaluated answer books of class tests to the students
6. Makes sure that he/she is being understood



Graph

D) Helping Attitude: -

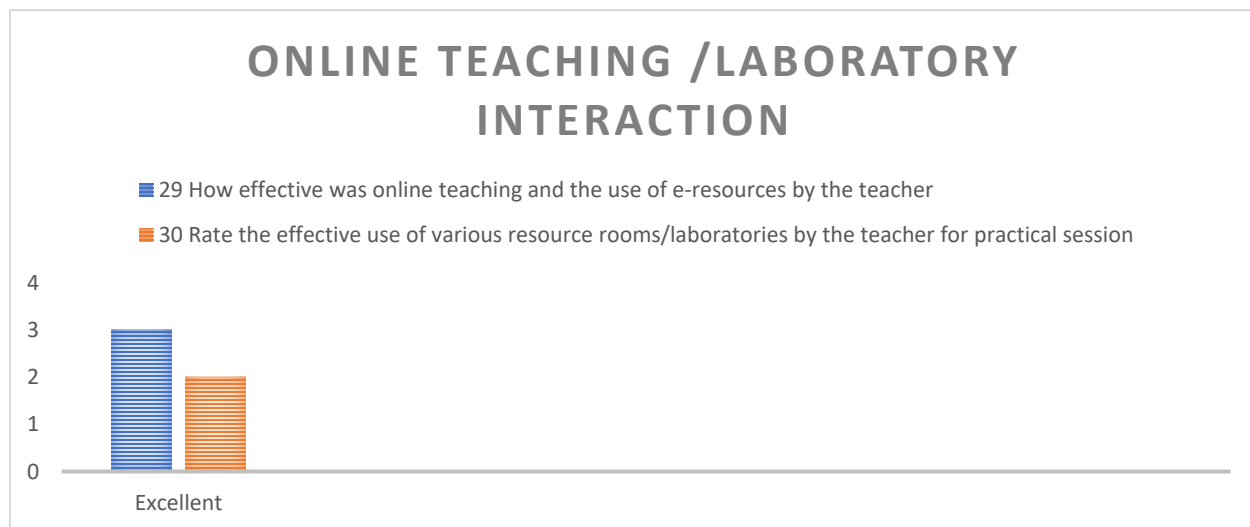
- 1.** Helping Approach towards varied academic interest of Students
- 2.** Helps students by providing study material that is not readily available in the textbooks say through resources, e-journals, reference books, open course wares, etc.
- 3.** Helps students irrespective of ethnicity and culture/background
- 4.** Help students irrespective of gender
- 5.** Help students facing physical, emotional and learning challenges
- 6.** Approach towards developing professional skills among students
- 7.** Help students in realizing career goals.
- 8.** Helps students in realizing their strengths and developmental needs.



Graph

E) Online Teaching /Laboratory Interaction:-

1. How effective was online teaching and the use of e-resources by the teacher
2. Rate the effective use of various resource rooms/laboratories by the teacher for practical sessional.



Graph

F) Class Control: -

1. Control mechanism in effectively conducting the class.

2. Students participation in the class
3. Skills of addressing inappropriate behaviour of student
4. The tendency of inviting opinions and question on subject matter from students
5. Enhances learning by judicious reinforcement mechanism
6. Inspires Students for ethical conduct
- 7. Act as a role model**



Graph

Students Comments : Overall teaching Was good , Teacher was helpful in nature ,content was clear .

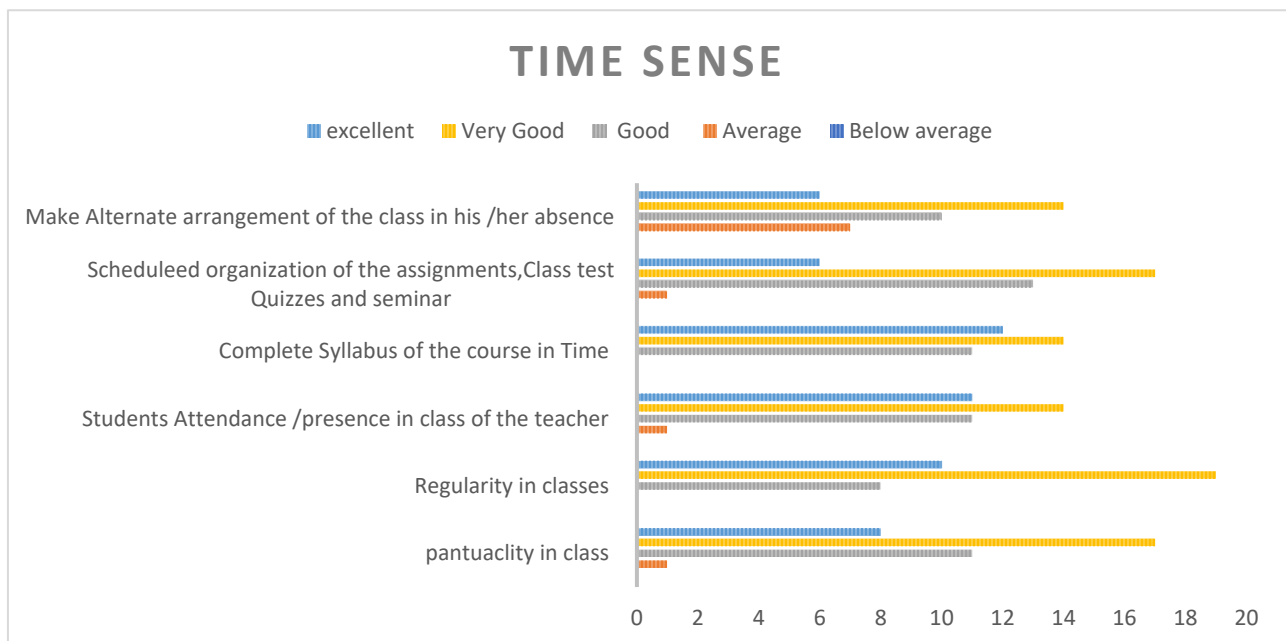
Name of Teacher :- Dr. Parveen Kumar Sharma

Total No Students: - 100

Subject : - Childhood and development years

G) Time sense: - Time Sense: -

1. Punctuality in class .
2. Regularity in classes
3. Students Attendance /presence in class of the teacher
4. Complete Syllabus of the course in Time
5. Scheduled organization of the assignments,Class test Quizzes and seminar
6. Make Alternate arrangement of the class in his /her absence



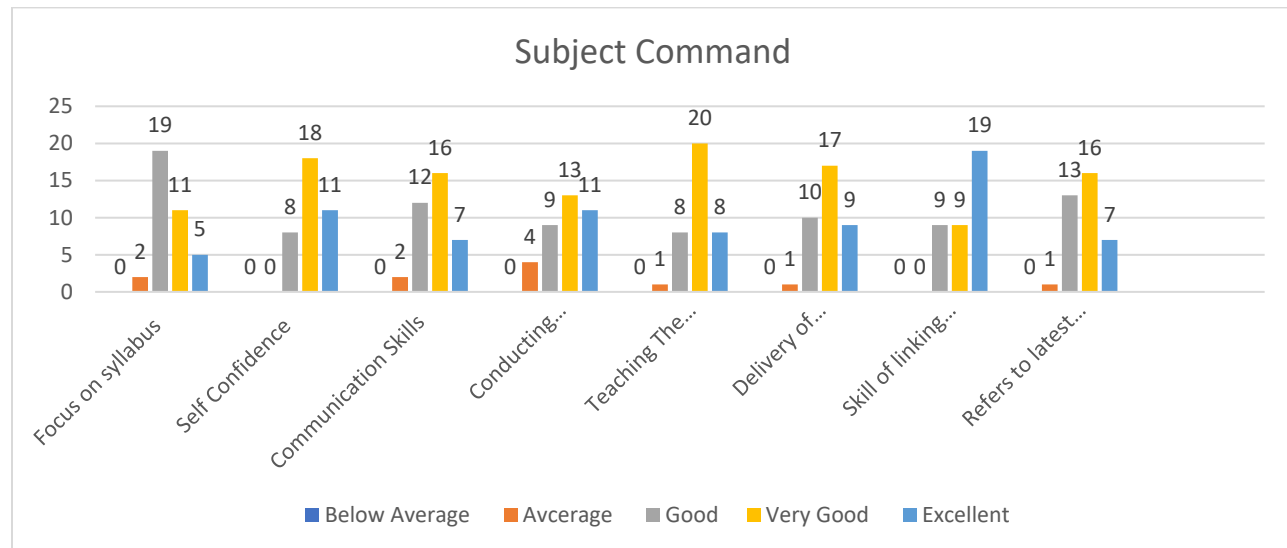
B) Subject command: -teaching was good , teacher was Fabulous

1. Focus on syllabus
2. Self Confidence
3. Communication Skills
4. Conducting Classroom discussions
5. Teaching The Subject matte

6. Delivery of structured lecture

7. Skill of linking subject to life experience and creating interest in the subject

8. Refers to latest developments in the field



C) Use of teaching Methods/ Teaching Aids: -

1. Use of teaching Aids (OHP/ Blackboard/PPT'S)

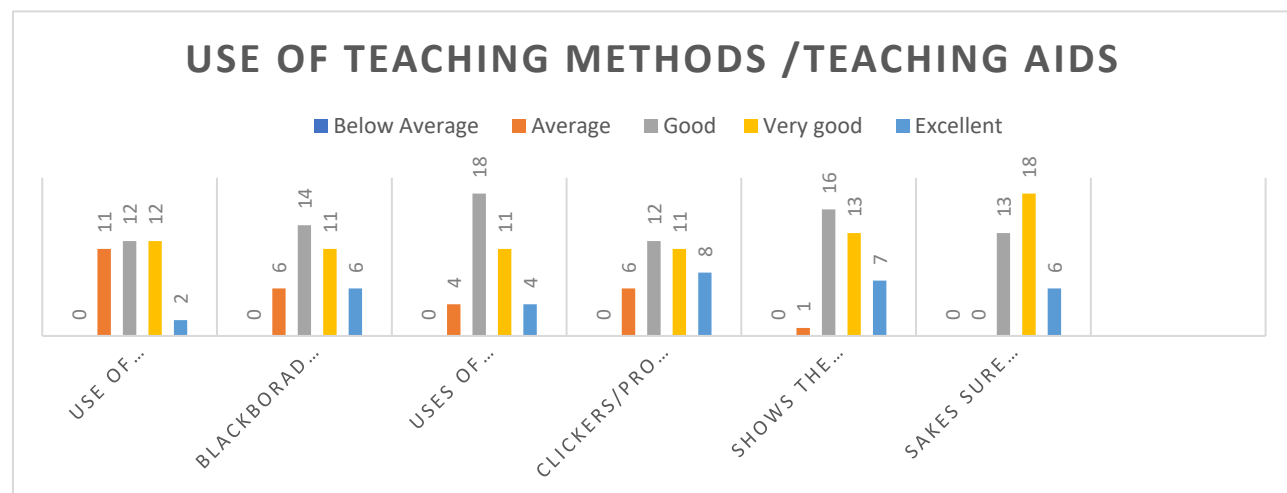
2. Blackboard /White board work in terms

3. Uses of innovative teaching methods

4. clickers/projects/Assignments/seminars etc.)Share the answers to the class tests or Sessional test questions after the conduct of the class test, Sessional tests

5. Shows the evaluated answer books of class tests to the students

6. Makes sure that he/she is being understood



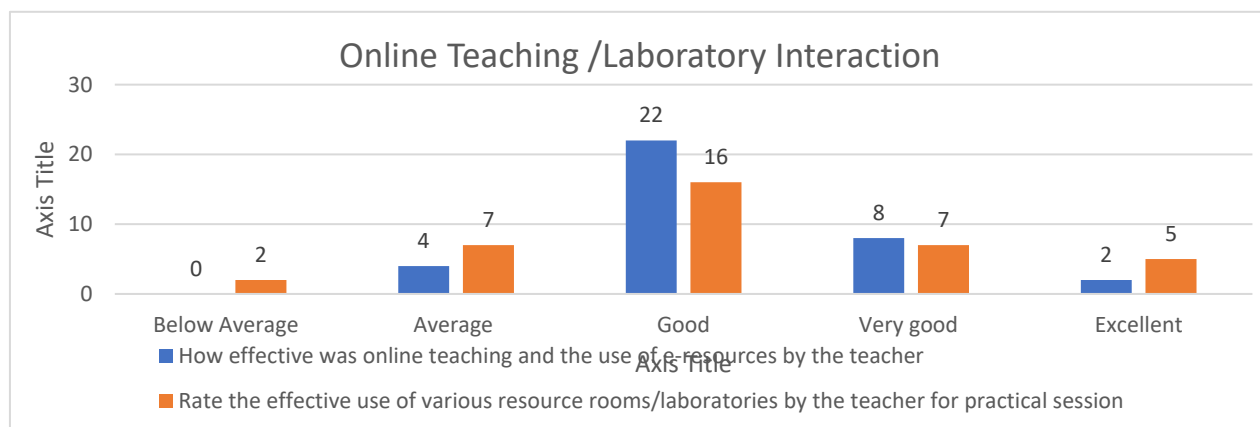
D) Helping Attitude: -

1. Helping Approach towards varied academic interest of Students
2. Helps students by providing study material that is not readily available in the textbooks say through resources, e-journals, reference books, open course wares, etc.
3. Helps students irrespective of ethnicity and culture/background
4. Help students irrespective of gender
5. Help students facing physical, emotional and learning challenges
6. Approach towards developing professional skills among students
7. Help students in realizing career goals.
8. Helps students in realizing their strengths and developmental needs.



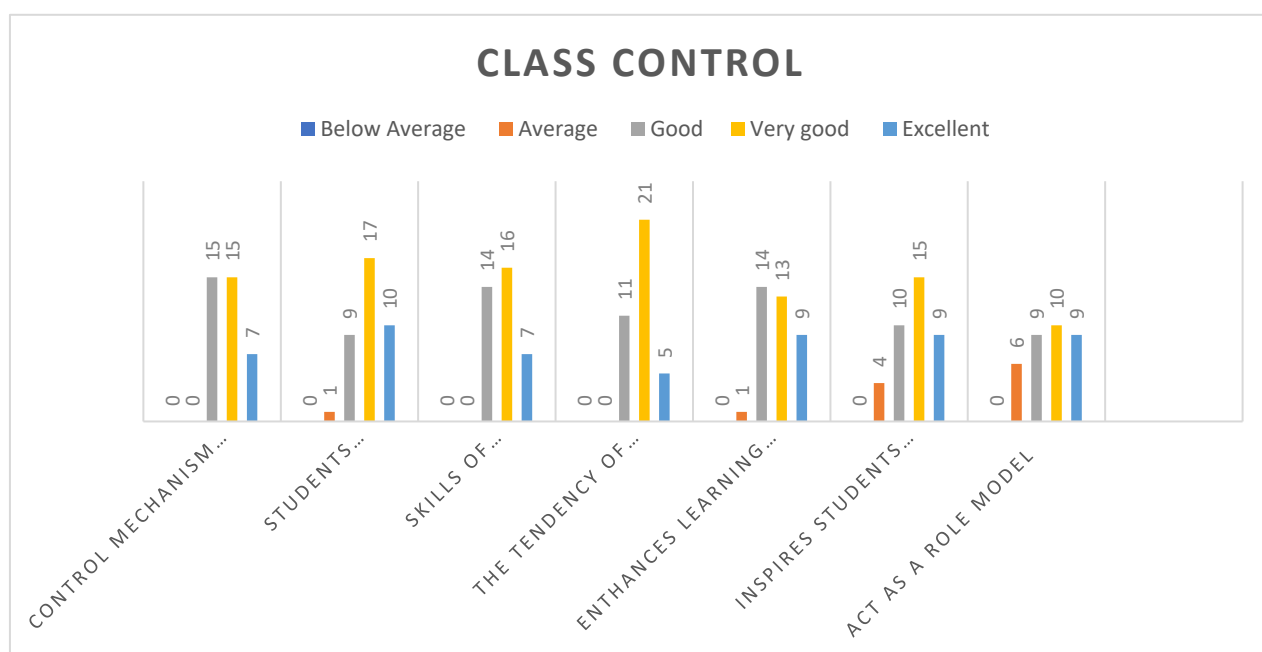
E) Online Teaching /Laboratory Interaction: -

1. How effective was online teaching and the use of e-resources by the teacher
2. Rate the effective use of various resource rooms/laboratories by the teacher for practical sessional.



F) Class Control: -

1. Control mechanism in effectively conducting the class.
2. Students participation in the class
3. Skills of addressing inappropriate behaviour of student
4. The tendency of inviting opinions and question on subject matter from students
5. Enhances learning by judicious reinforcement mechanism
6. Inspires Students for ethical conduct
7. Act as a role model



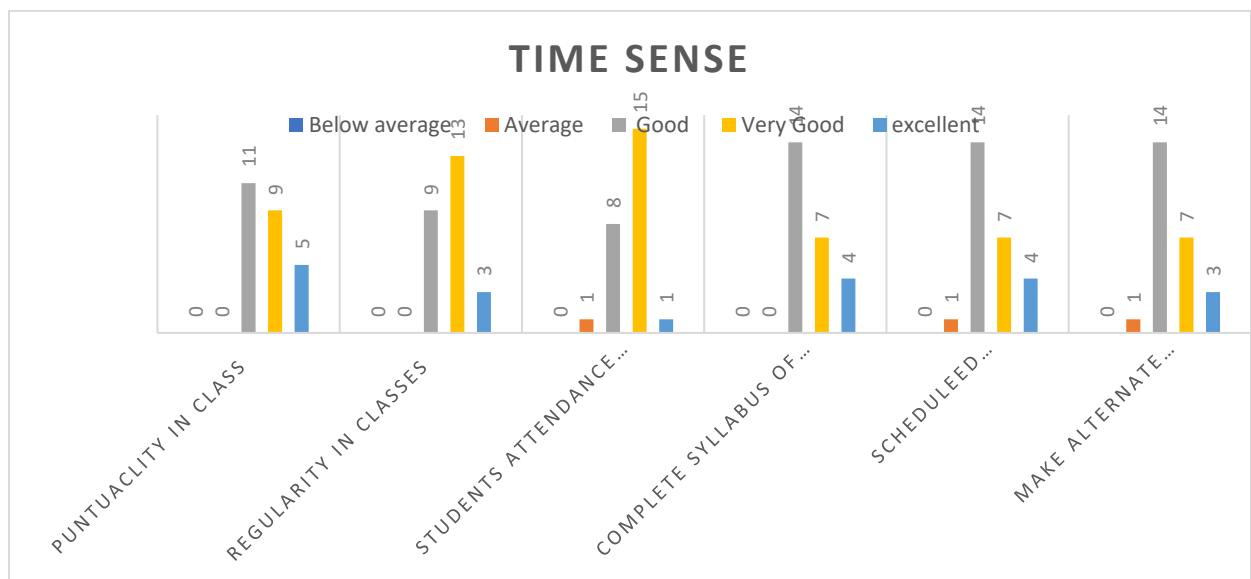
Student Comments: - Overall teaching was very Good , helpful in Nature , Contents explanation was very good ,teacher was fabulous ,and mastery over the contents,Provide guidance and teaching material .

Mrs. Anita Chandel
Subject: Learning and Teaching
Total Students 100

A) Time Sense: -

1. Punctuality in class .
2. Regularity in classes
3. Students Attendance /presence in class of the teacher
4. Complete Syllabus of the course in Time
5. Scheduled organization of the assignments,Class test Quizzes and seminar
6. Make Alternate arrangement of the class in his /her absence

B)

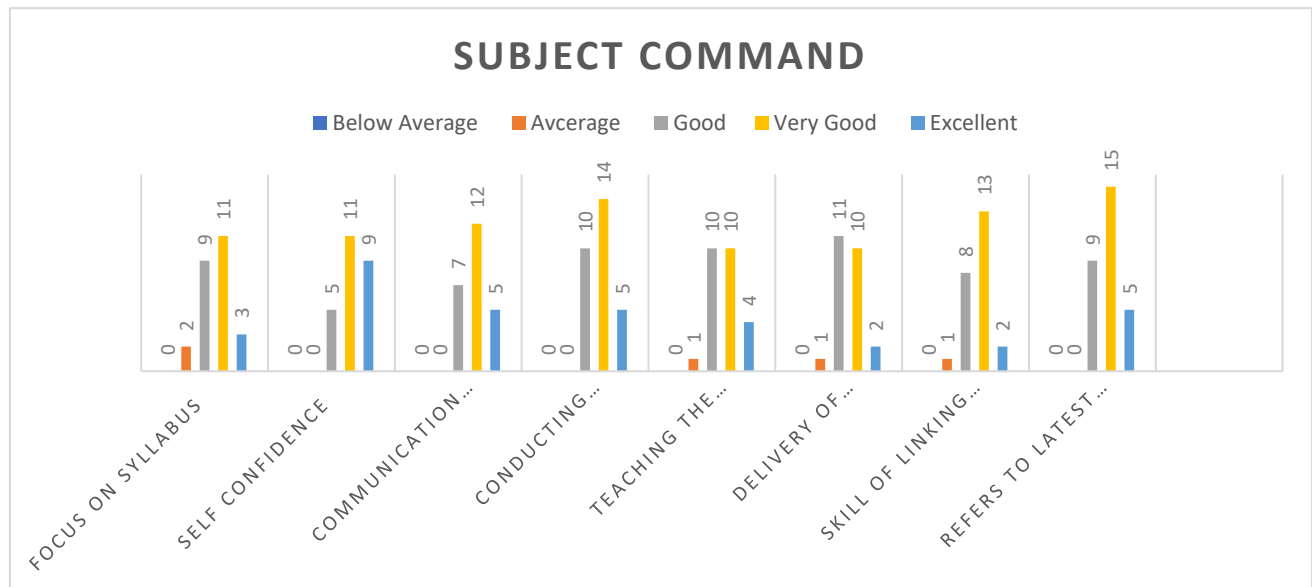


2. Subject command: -

- 1.Focus on syllabus
2. Self Confidence
3. Communication Skills
4. Conducting Classroom discussions
5. Teaching The Subject matter
6. Delivery of structured lecture

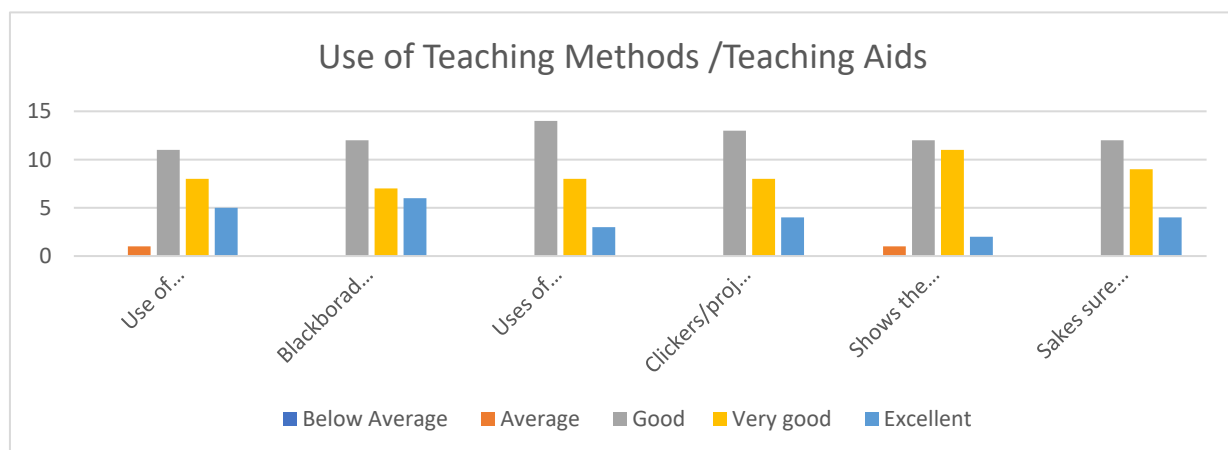
7. Skill of linking subject to life experience and creating interest in the subject

8. Refers to latest developments in the field



C) Use of Teaching methods/ Teaching Aids: -

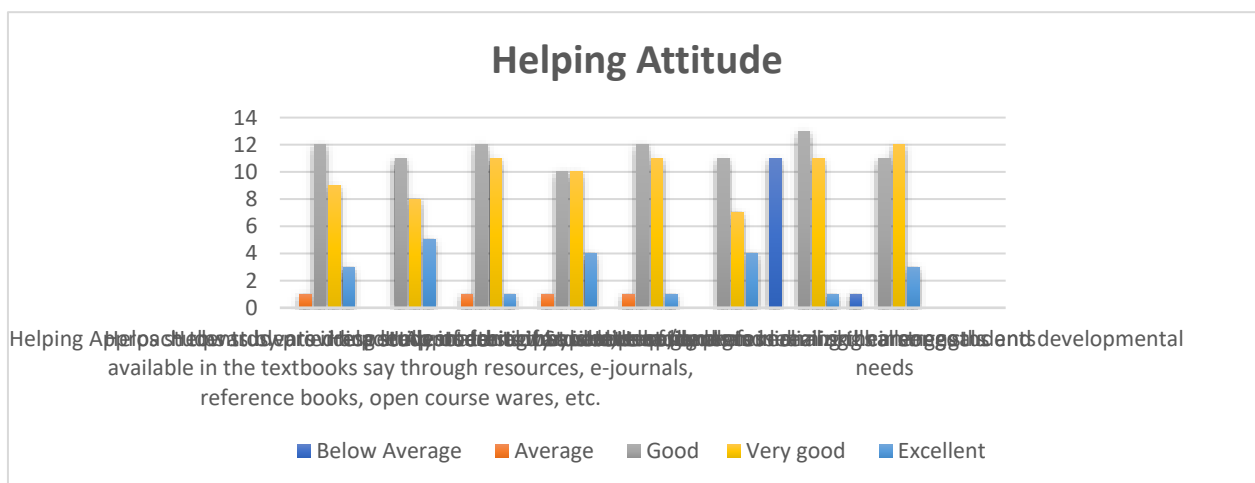
1. Use of teaching Aids (OHP/ Blackboard/PPT'S)
2. Blackboard /White board work in terms
3. Uses of innovative teaching methods
4. clickers/projects/Assignments/seminars etc.)Share the answers to the class tests or Sessional test questions after the conduct of the class test, Sessional tests
5. Shows the evaluated answer books of class tests to the students
6. Makes sure that he/she is being understood



D) Helping Attitude: -

1. Helping Approach towards varied academic interest of Students

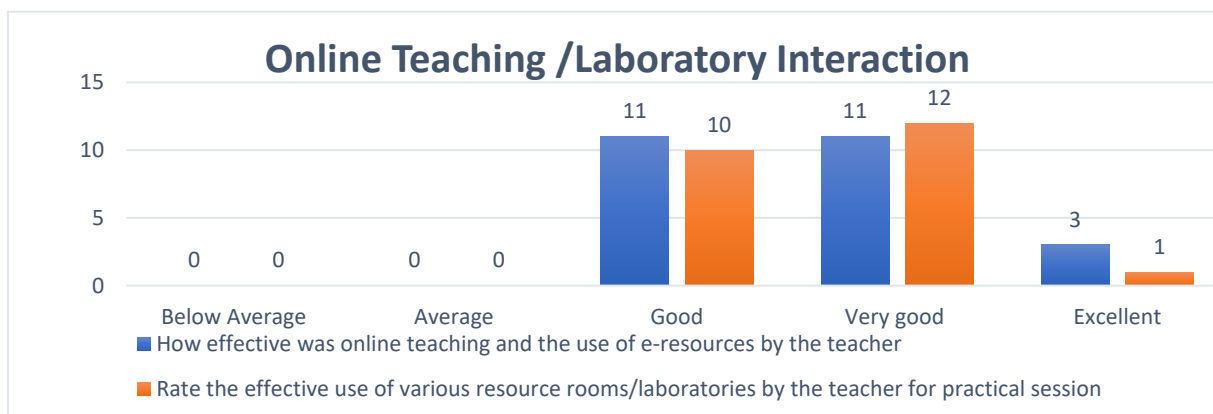
2. Helps students by providing study material that is not readily available in the textbooks say through resources, e-journals, reference books, open course wares, etc.
3. Helps students irrespective of ethnicity and culture/background
4. Help students irrespective of gender
5. Help students facing physical, emotional and learning challenges
6. Approach towards developing professional skills among students
7. Help students in realizing career goals.
8. Helps students in realizing their strengths and developmental needs.



Graph

E) Online Teaching Methods /Laboratory Interaction

1. How effective was online teaching and the use of e-resources by the teacher
2. Rate the effective use of various resource rooms/laboratories by the teacher for practical sessional.



Graph

F) Class Control: -

1. Control mechanism in effectively conducting the class.

2. Students participation in the class
3. Skills of addressing inappropriate behaviour of student
4. The tendency of inviting opinions and question on subject matter from students
5. Enhances learning by judicious reinforcement mechanism
6. Inspires Students for ethical conduct
7. Act as a role mode



Graph

Students Comments: -

1. Overall good Teaching.
2. Include students' participation as well as organizing other Activity which boosts the interest of students,Punctuality in class. Teaching is very Good,Teaching was very well.

Name of Teacher :-Mrs. Shikha Koundal
Subject: Paper-1 -Childhood and Development Years
Total Students: 100

A Time Sense :

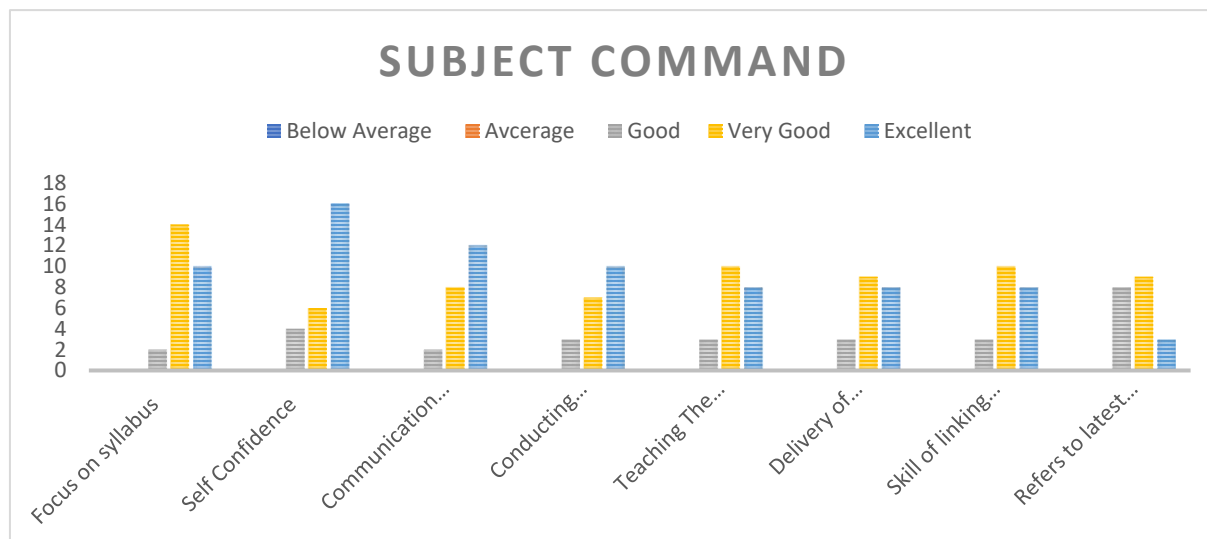
1. Punctuality in class .
2. Regularity in classes
3. Students Attendance /presence in class of the teacher
4. Complete Syllabus of the course in Time
5. Scheduled organization of the assignments,Class test Quizzes and seminar
6. Make Alternate arrangement of the class in his /her absence



Graph

B.Subject Command :

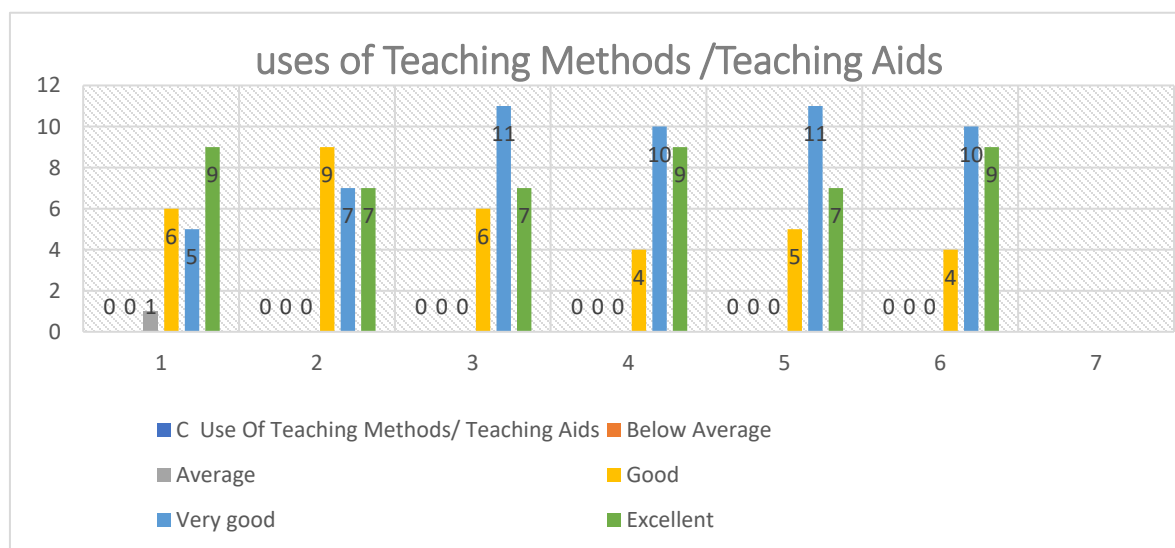
1. Focus on syllabus
2. Self Confidence
3. Communication Skills
4. Conducting Classroom discussions
5. Teaching The Subject matter
6. Delivery of structured lecture
7. Skill of linking subject to life experience and creating interest in the subject
8. Refers to latest developments in the field



Graph

C. Use of Teaching Methods/Teaching Aids:-

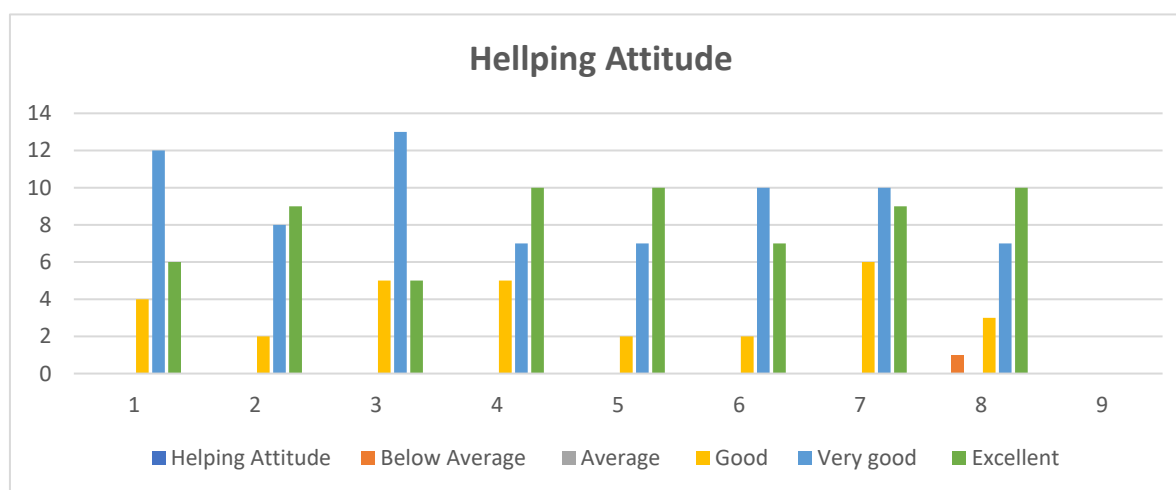
1. Use of teaching Aids (OHP/ Blackboard/PPT'S)
2. Blackboard /White board work in terms
3. Uses of innovative teaching methods
4. clickers/projects/Assignments/seminars etc.)Share the answers to the class tests or Sessional test questions after the conduct of the class test, Sessional tests
5. Shows the evaluated answer books of class tests to the students
6. Makes sure that he/she is being understood



Graph

D. Helping Attitude:-


1. Helping Approach towards varied academic interest of Students
2. Helps students by providing study material that is not readily available in the textbooks say through resources, e-journals, reference books, open course wares, etc.
3. Helps students irrespective of ethnicity and culture/background
4. Help students irrespective of gender
5. Help students facing physical, emotional and learning challenges
6. Approach towards developing professional skills among students
7. Help students in realizing career goals.
8. Helps students in realizing their strengths and developmental needs.



Graph

E. Online Teaching /Laboratory Interaction:-

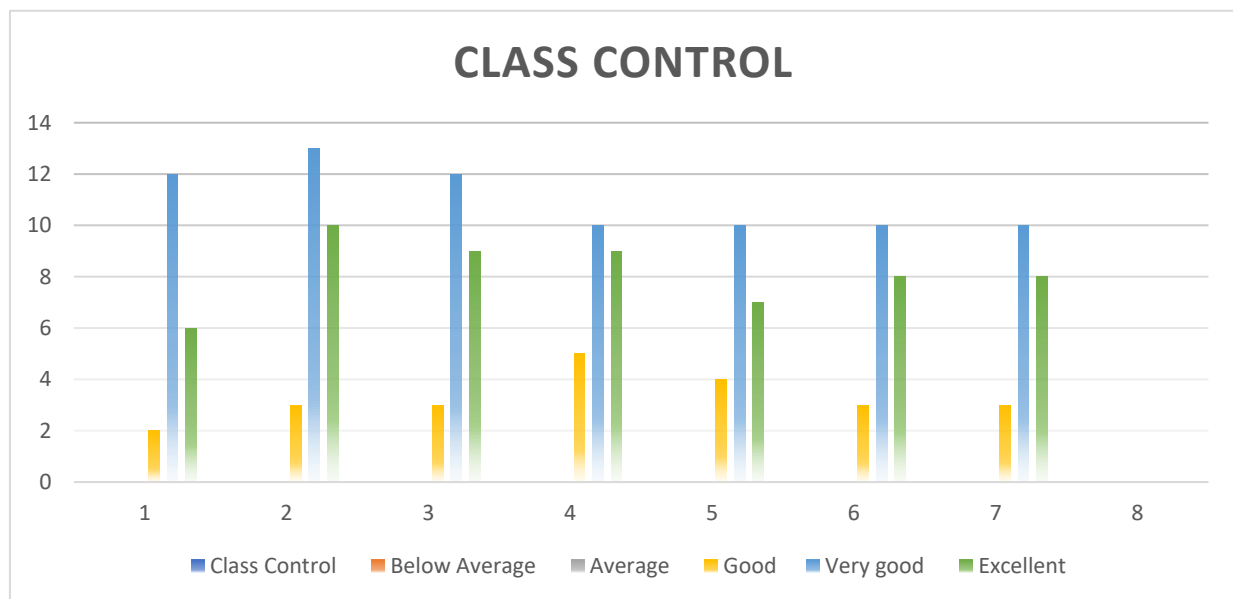
1. How effective was online teaching and the use of e-resources by the teacher
2. Rate the effective use of various resource rooms/laboratories by the teacher for practical sessional.



Graph

F. Class Control :-

1. Control mechanism in effectively conducting the class.
2. Students participation in the class
3. Skills of addressing inappropriate behaviour of student
4. The tendency of inviting opinions and question on subject matter from students
5. Enhances learning by judicious reinforcement mechanism
6. Inspires Students for ethical conduct
7. Act as a role mode



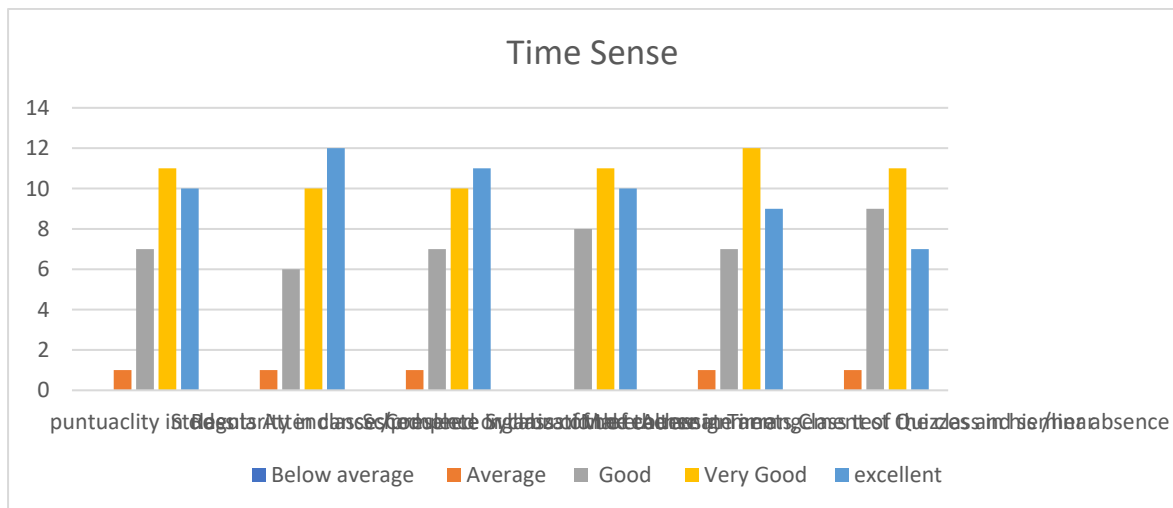
Graph

Students Comments:-Like a role model to students, communication skills at all and have great experience to deal with non cooperative behaviour of students, way of teaching was excellent ,help to encourage the students ,use of teaching aids .

Dr. Ashwani Kumar
Teaching of Mathematics
Total No. of Students -56

A.) Time sense:

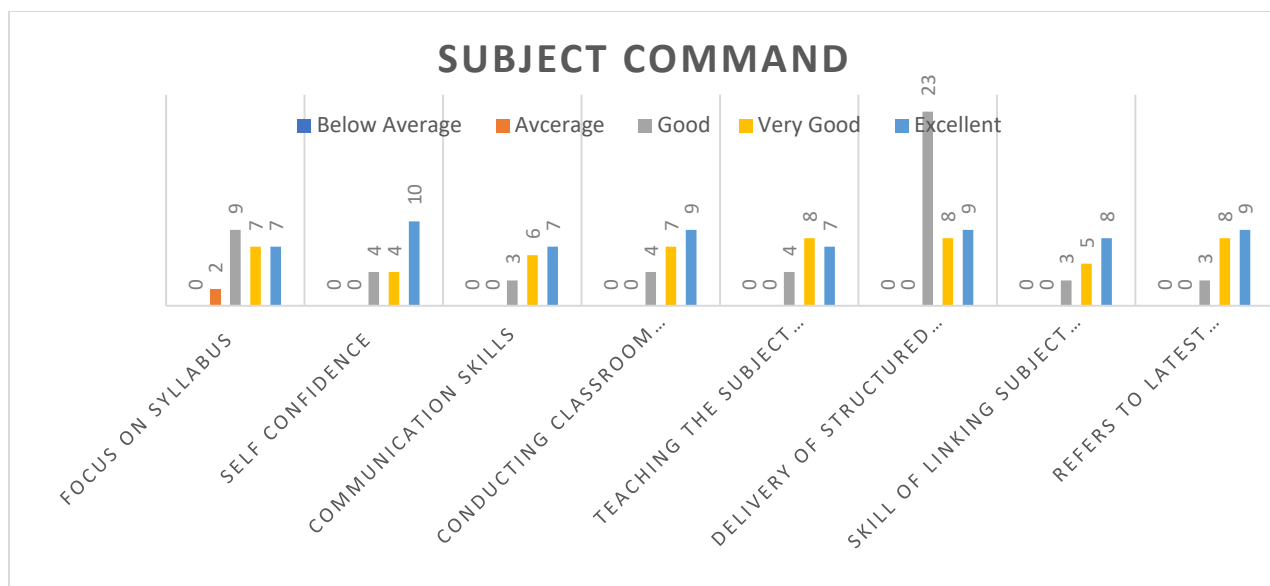
1. Punctuality in class .
2. Regularity in classes
3. Students Attendance /presence in class of the teacher
4. Complete Syllabus of the course in Time
5. Scheduled organization of the assignments,Class test Quizzes and seminar
6. Make Alternate arrangement of the class in his /her absence



Graph

A) Subject Command:-

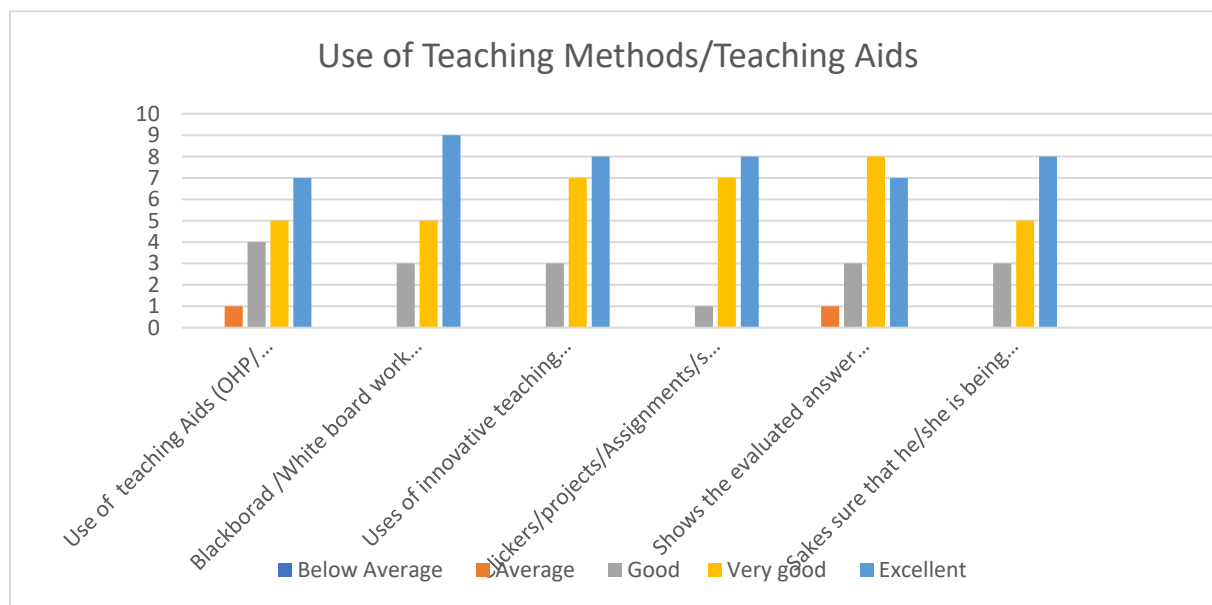
1. Focus on syllabus
2. Self Confidence
3. Communication Skills
4. Conducting Classroom discussions
5. Teaching The Subject matter
6. Delivery of structured lecture
7. Skill of linking subject to life experience and creating interest in the subject
8. Refers to latest developments in the field



Graph

B) Use of Teaching Methods/ Teaching Aids:

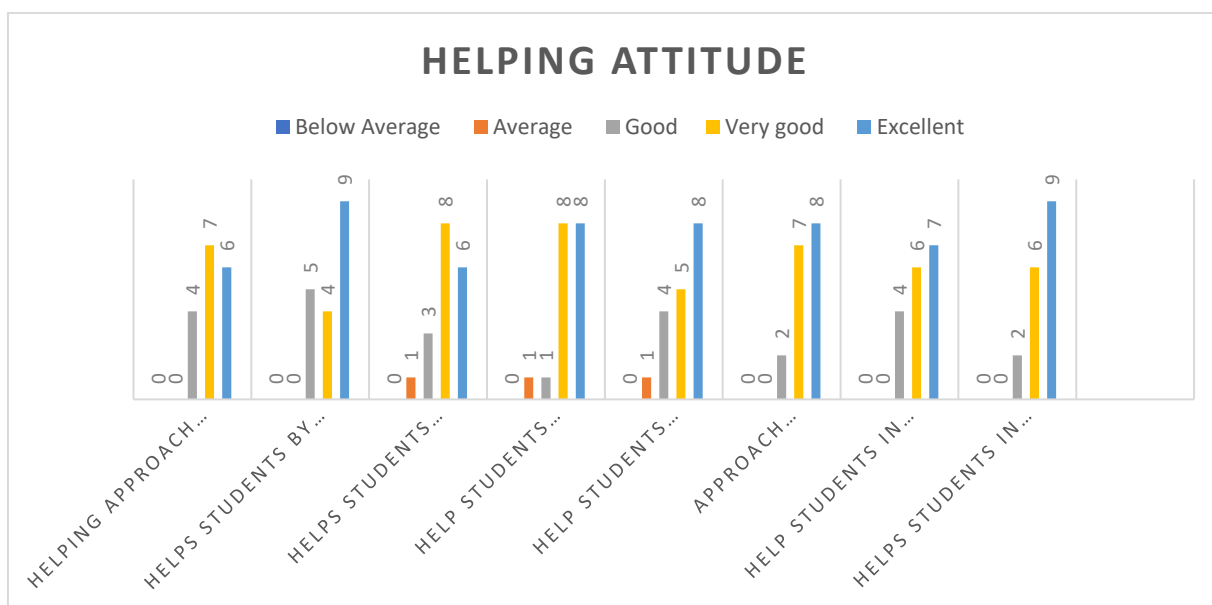
1. Use of teaching Aids (OHP/ Blackboard/PPT'S)
2. Blackboard /White board work in terms
3. Uses of innovative teaching methods
4. clickers/projects/Assignments/seminars etc.)Share the answers to the class tests or Sessional test questions after the conduct of the class test, Sessional tests
5. Shows the evaluated answer books of class tests to the students
6. Makes sure that he/she is being understood.



Graph

C) Helping Attitude:

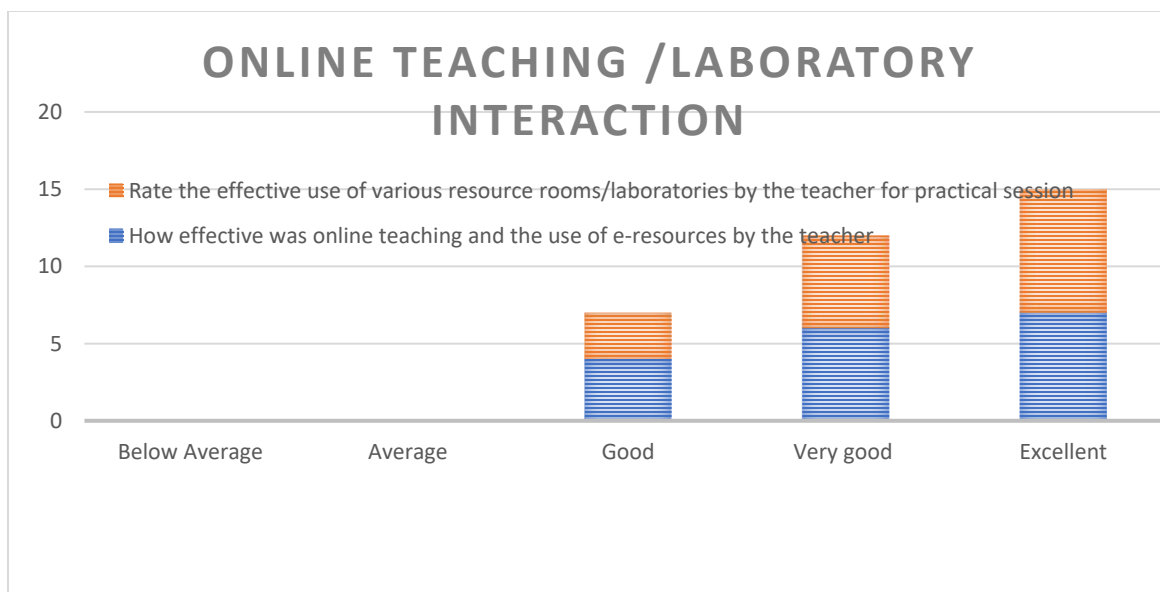
1. Helping Approach towards varied academic interest of Students
2. Helps students by providing study material that is not readily available in the textbooks say through resources, e-journals, reference books, open course wares, etc.
3. Helps students irrespective of ethnicity and culture/background
4. Help students irrespective of gender
5. Help students facing physical, emotional and learning challenges
6. Approach towards developing professional skills among students
7. Help students in realizing career goals.
8. Helps students in realizing their strengths and developmental needs.



Graph

D) Online Teaching/ Laboratory Interaction:-

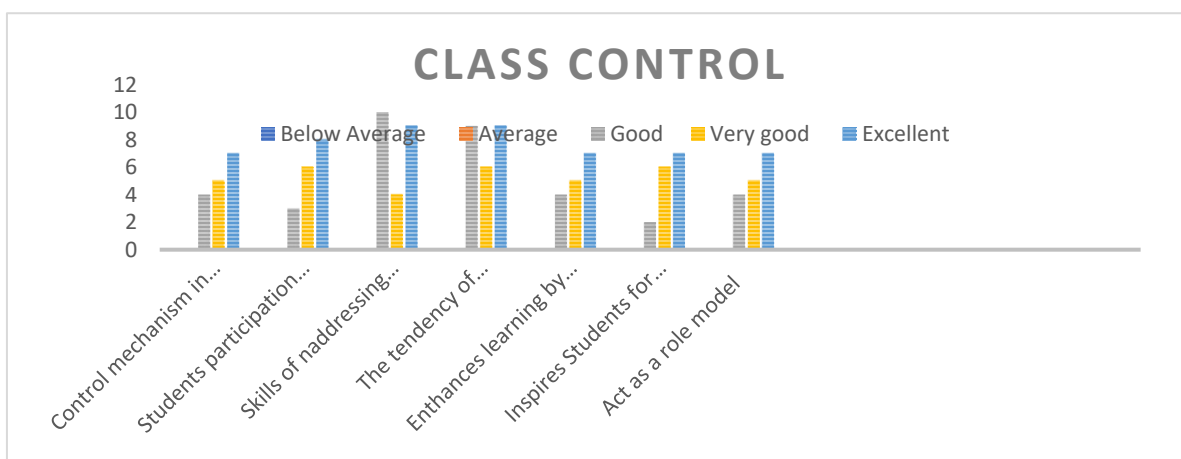
1. How effective was online teaching and the use of e-resources by the teacher
2. Rate the effective use of various resource rooms/laboratories by the teacher for practical sessional.



Graph

E) **Class Control:-**

1. Control mechanism in effectively conducting the class.
2. Students participation in the class
3. Skills of addressing inappropriate behaviour of student
4. The tendency of inviting opinions and question on subject matter from students
5. Enhances learning by judicious reinforcement mechanism
6. Inspires Students for ethical conduct
7. Act as a role model

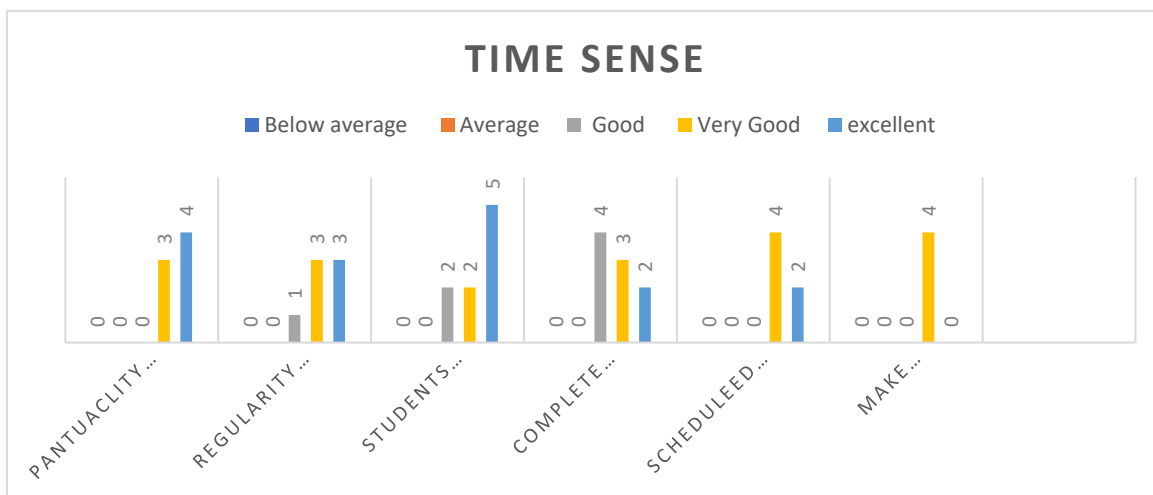


Students Comments:- A good aspirational and role model teacher for the students, we need more teacher like him ,Teaching was effective and enjoy full, Teaching was very good .Teaching was Excellent. Overall teaching process was effective .

Name of Teacher :-Mr. Amit Kumar Sharma
Subject :- Teaching of Sanskrit
Number of Students: -06

Part A) Time Sense:-

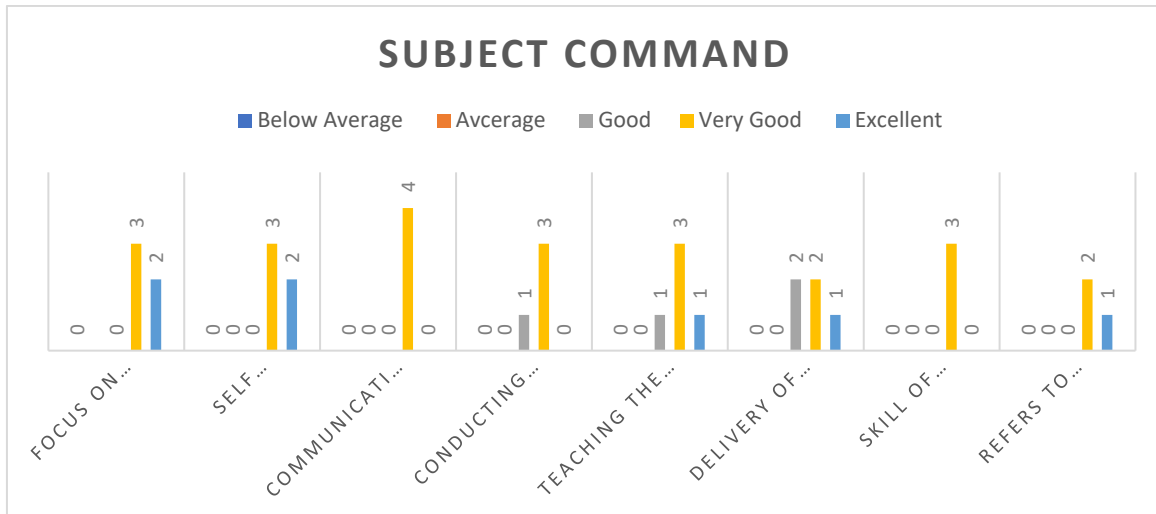
1. Punctuality in class .
2. Regularity in classes
3. Students Attendance /presence in class of the teacher
4. Complete Syllabus of the course in Time
5. Scheduled organization of the assignments,Class test Quizzes and seminar
6. Make Alternate arrangement of the class in his /her absence



Graph

Part B) Subject Command:-

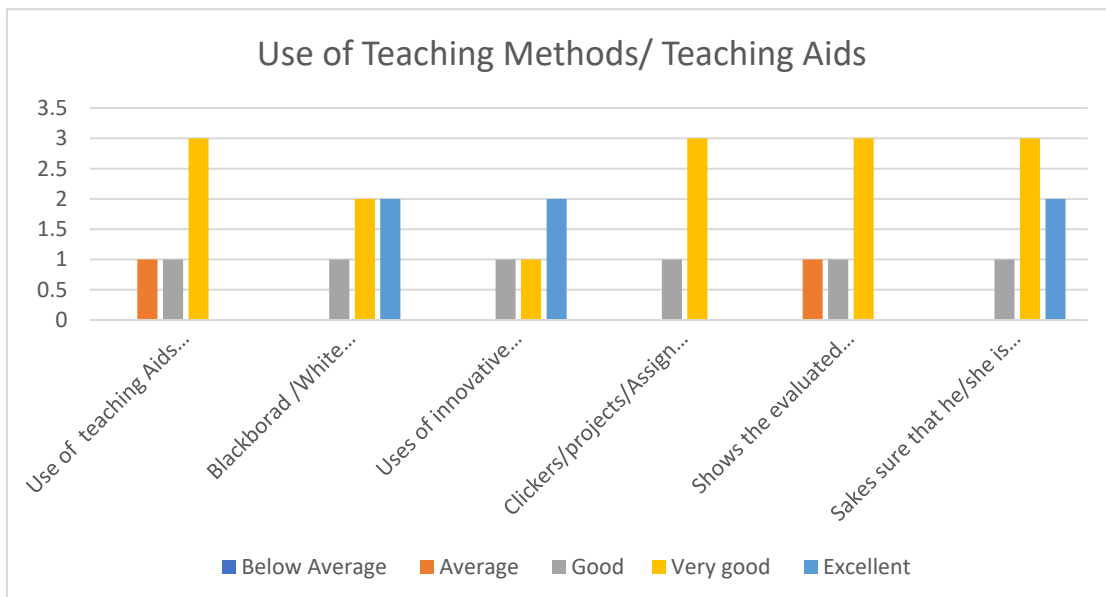
1. Focus on syllabus
2. Self Confidence
3. Communication Skills
4. Conducting Classroom discussions
5. Teaching The Subject matter
6. Delivery of structured lecture
7. Skill of linking subject to life experience and creating interest in the subject
8. Refers to latest developments in the field



Graph

Part C) Use of teaching Methods / teaching Aids:-

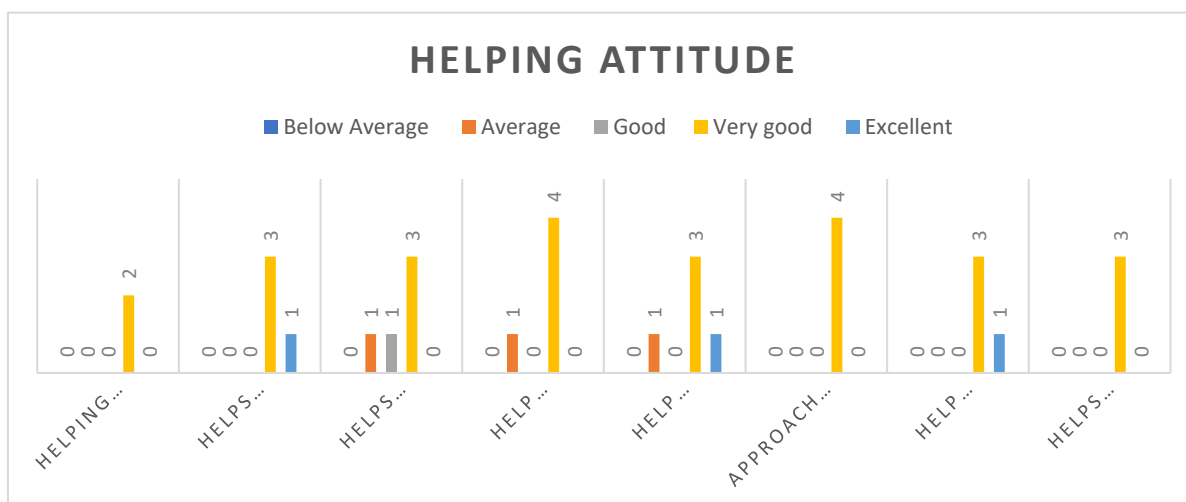
1. Use of teaching Aids (OHP/ Blackboard/PPT'S)
2. Blackboard /White board work in terms
3. Uses of innovative teaching methods
4. Clickers/projects/Assignments/seminars etc.)Share the answers to the class tests or Sessional test questions after the conduct of the class test, Sessional tests
5. Shows the evaluated answer books of class tests to the students
6. Makes sure that he/she is being understood



Graph

Part D) helping Attitude:-

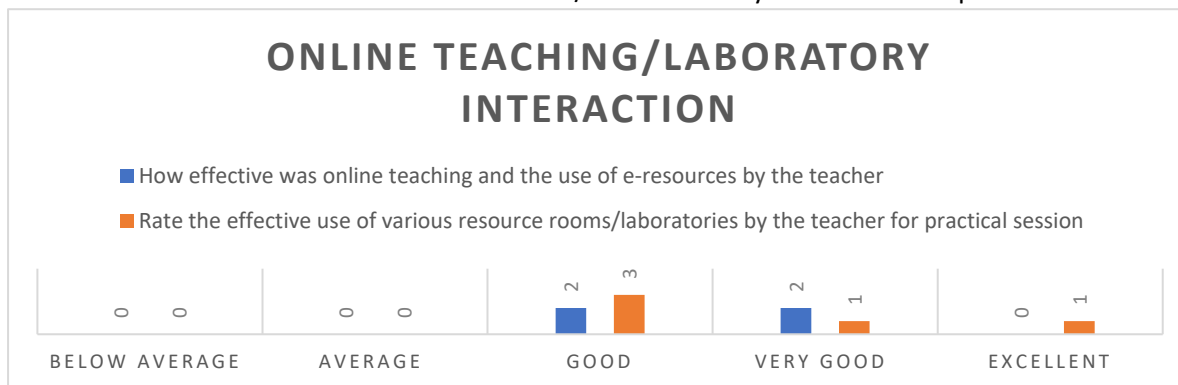
1. Helping Approach towards varied academic interest of Students
2. Helps students by providing study material that is not readily available in the textbooks say through resources, e-journals, reference books, open course wares, etc.
3. Helps students irrespective of ethnicity and culture/background
4. Help students irrespective of gender
5. Help students facing physical, emotional and learning challenges
6. ,Approach towards developing professional skills among students
7. Help students in realizing career goals.
8. Helps students in realizing their strengths and developmental needs.



Graph

Part E) Online Teaching /Laboratory Interaction:-

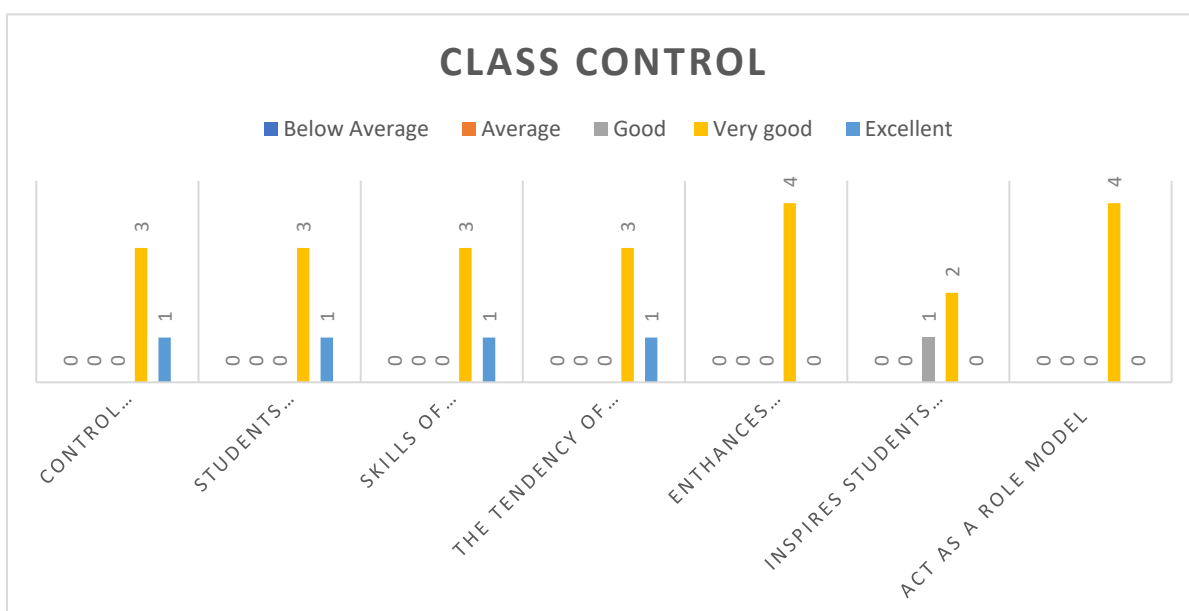
1. How effective was online teaching and the use of e-resources by the teacher
2. Rate the effective use of various resource rooms/laboratories by the teacher for practical sessional.



Graph

Part F) Class Control :-

1. Control mechanism in effectively conducting the class.
2. Students participation in the class
3. Skills of addressing inappropriate behaviour of student
4. The tendency of inviting opinions and question on subject matter from students
5. Enhances learning by judicious reinforcement mechanism
6. Inspires Students for ethical conduct
7. Act as a role model



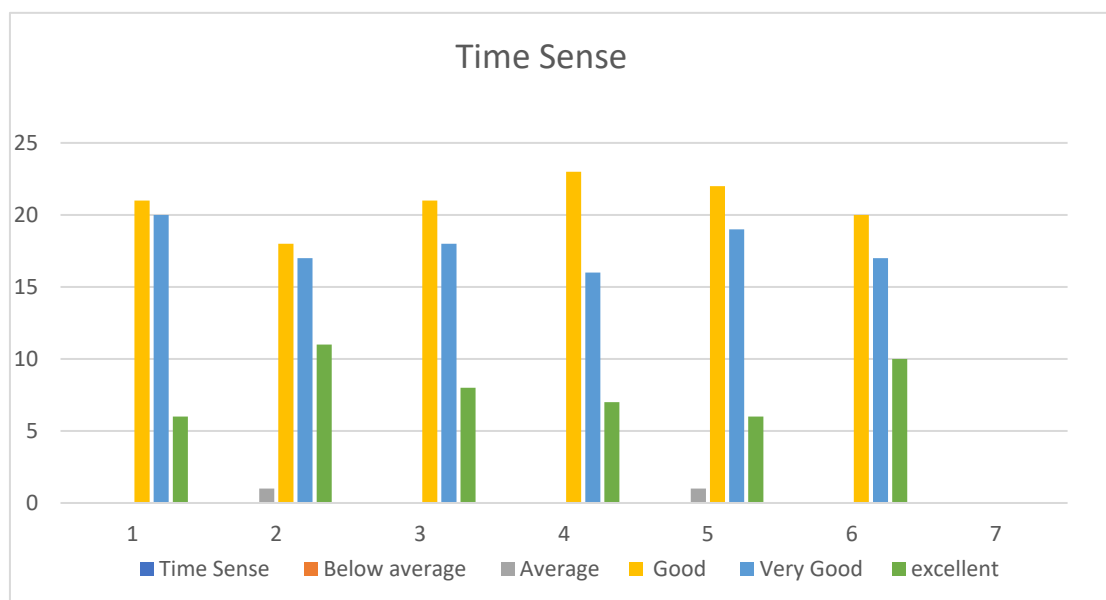
Graph

Comments of Students :-Good teacher , Teaching was very good .

Name Of Teacher :- Mr. Abhishek Sharma
Subject :-Language Across The Curriculum
No. Students :- 100

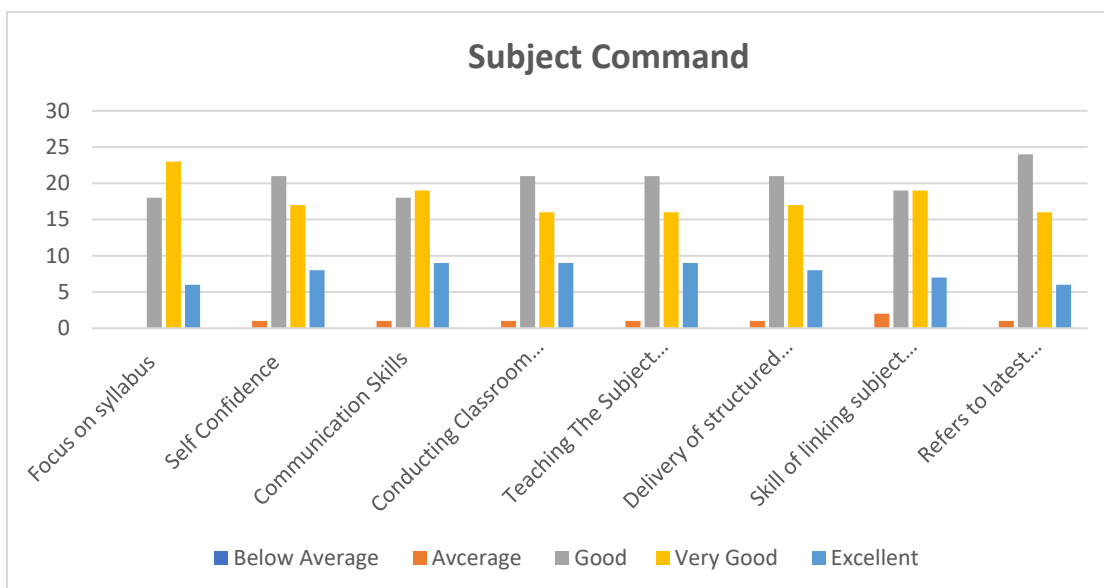
Part A) Time Sense :-

1. Punctuality in class .
2. Regularity in classes
3. Students Attendance /presence in class of the teacher
4. Complete Syllabus of the course in Time
5. Scheduled organization of the assignments,Class test Quizzes and seminar
6. Make Alternate arrangement of the class in his /her absence



Part B) Subject Command :-

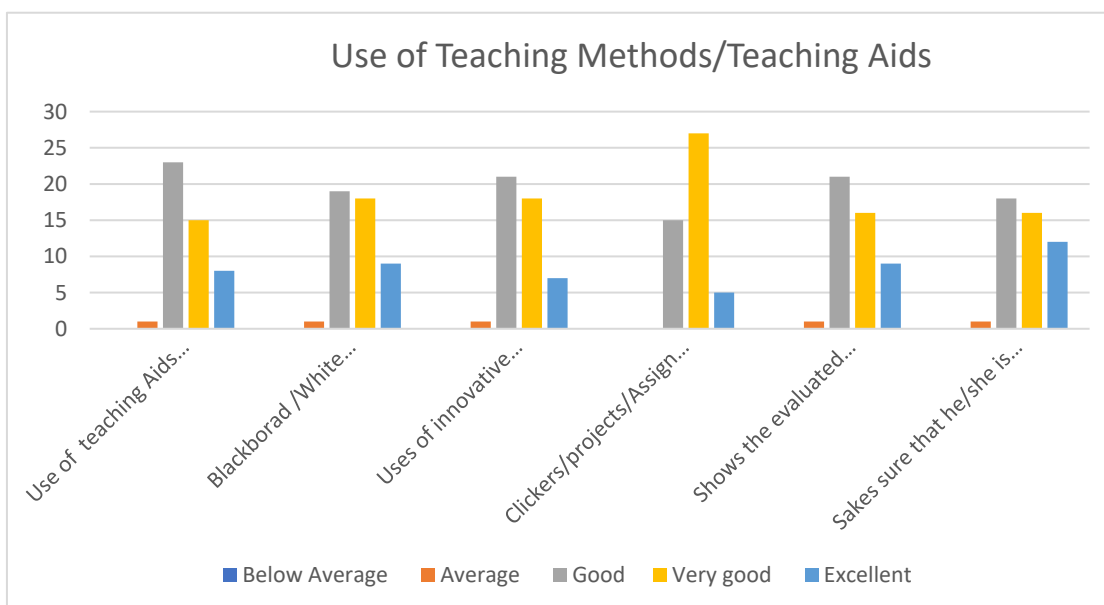
1. Focus on syllabus
2. Self Confidence
3. Communication Skills
4. Conducting Classroom discussions
5. Teaching The Subject matter
6. Delivery of structured lecture
7. Skill of linking subject to life experience and creating interest in the subject
8. Refers to latest developments in the field



Graph

Part C) Use of Teaching Methods/ Teaching Aids:-

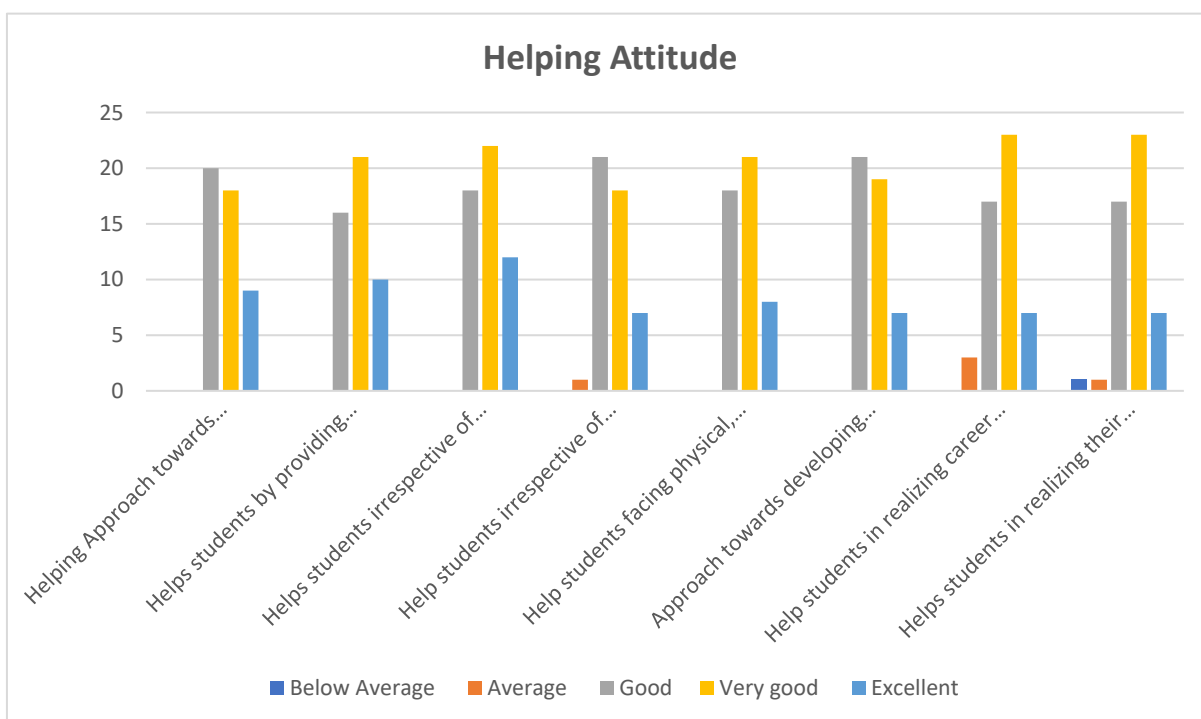
1. Use of teaching Aids (OHP/ Blackboard/PPT'S)
2. Blackboard /White board work in terms
3. Uses of innovative teaching methods
4. clickers/projects/Assignments/seminars etc.)Share the answers to the class tests or Sessional test questions after the conduct of the class test, Sessional tests
5. Shows the evaluated answer books of class tests to the students
6. Makes sure that he/she is being understood



Graph

Part D) Helping Attitude :-

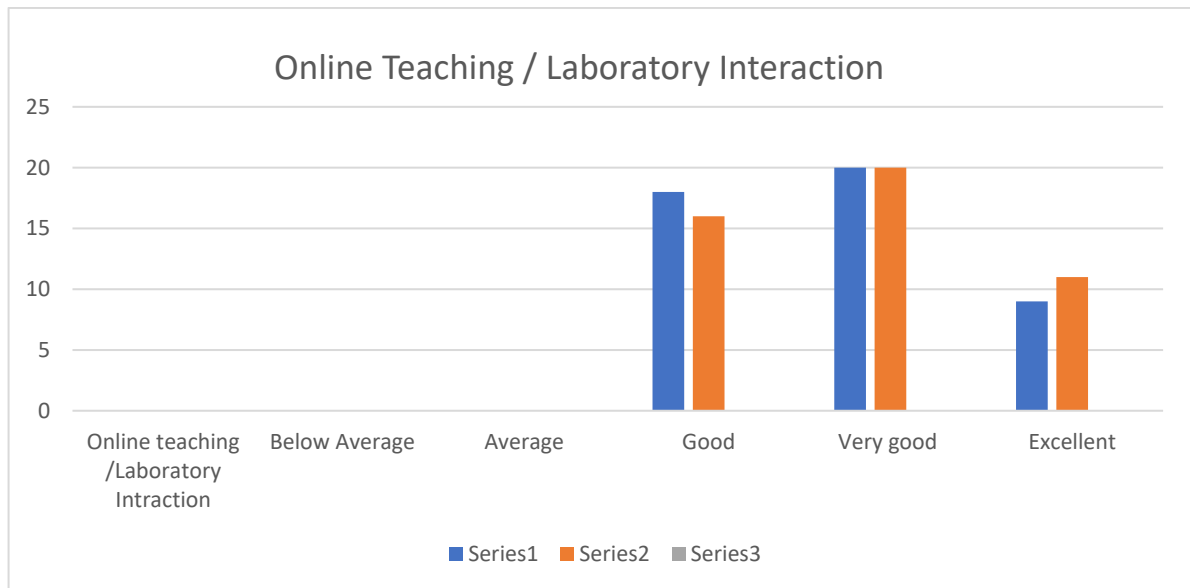
1. Helping Approach towards varied academic interest of Students
2. Helps students by providing study material that is not readily available in the textbooks say through resources, e-journals, reference books, open course wares, etc.
3. Helps students irrespective of ethnicity and culture/background
4. Help students irrespective of gender
5. Help students facing physical, emotional and learning challenges
6. Approach towards developing professional skills among students
7. Help students in realizing career goals.
8. Helps students in realizing their strengths and developmental needs.



Graph

Part E) Online Teaching /Laboratory interaction :-

1. How effective was online teaching and the use of e-resources by the teacher
2. Rate the effective use of various resource rooms/laboratories by the teacher for practical sessional



Graph

Part F) Class Control :-

1. Control mechanism in effectively conducting the class.
2. Students participation in the class
3. Skills of addressing inappropriate behaviour of student
4. The tendency of inviting opinions and question on subject matter from students
5. Enhances learning by judicious reinforcement mechanism
6. Inspires Students for ethical conduct
7. Act as a role model



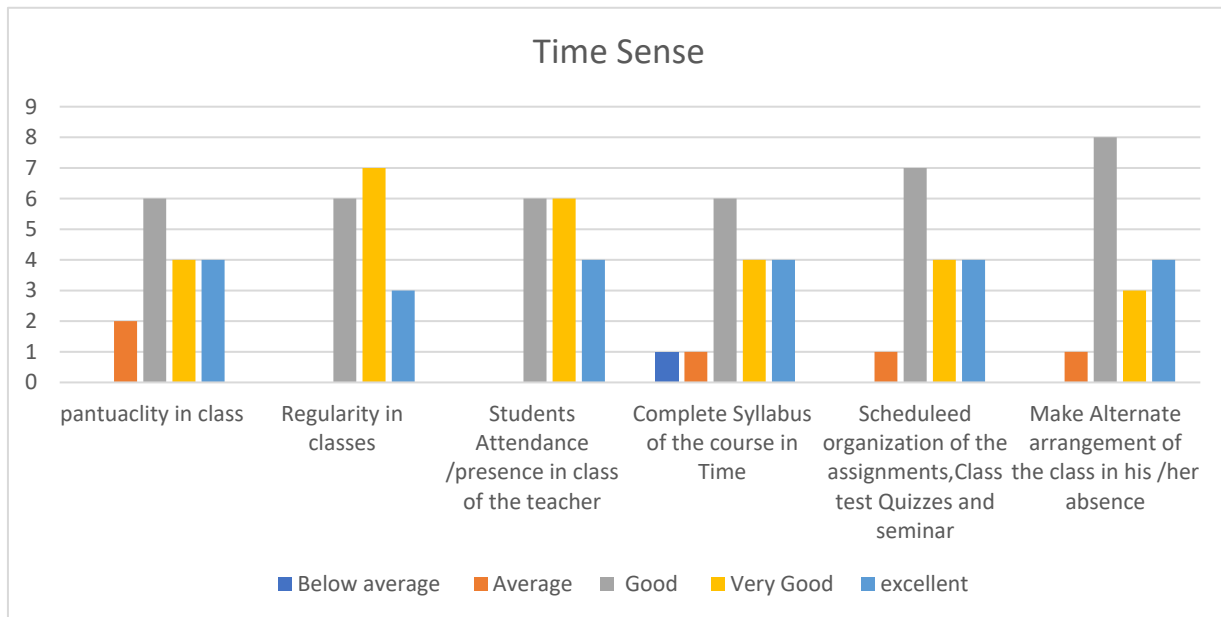
Graph

Students Comments : Need improve in content, need voice loud and clear ,overall teaching was very good ,

Name of Teacher :- Mr. Sachin Pagrotra
Subject : Contemporary India And Education
Number of Students :-50

Part A) Time Sense :-

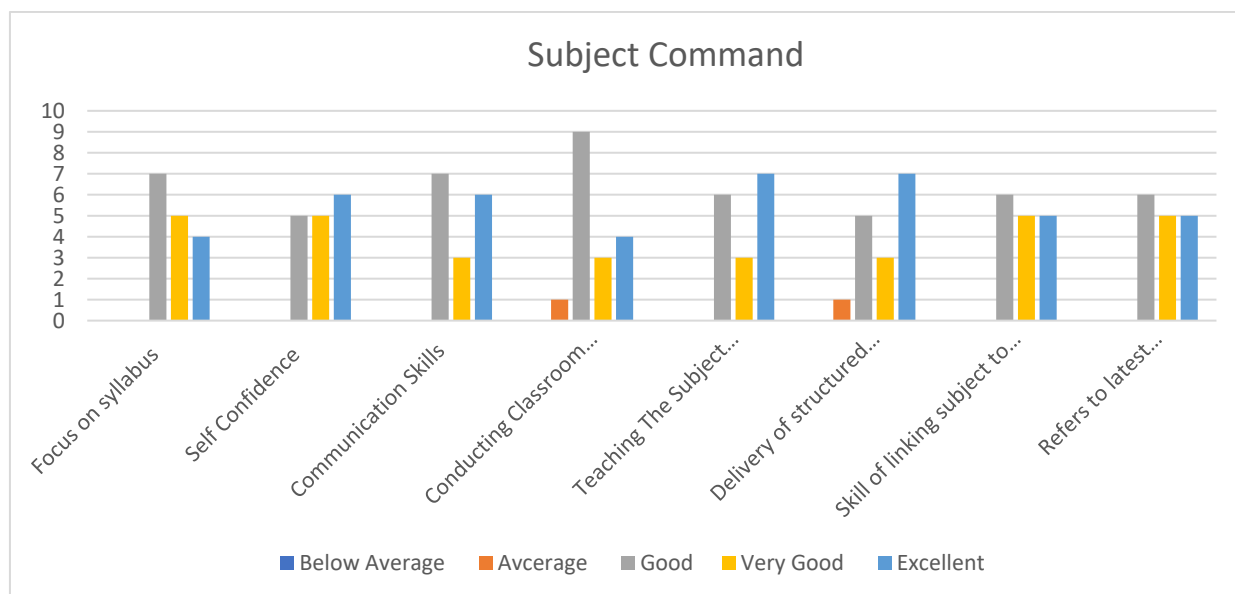
1. Punctuality in class .
2. Regularity in classes
3. Students Attendance /presence in class of the teacher
4. Complete Syllabus of the course in Time
5. Scheduled organization of the assignments,Class test Quizzes and seminar
6. Make Alternate arrangement of the class in his /her absence



Graph

Part B) Subject command :-

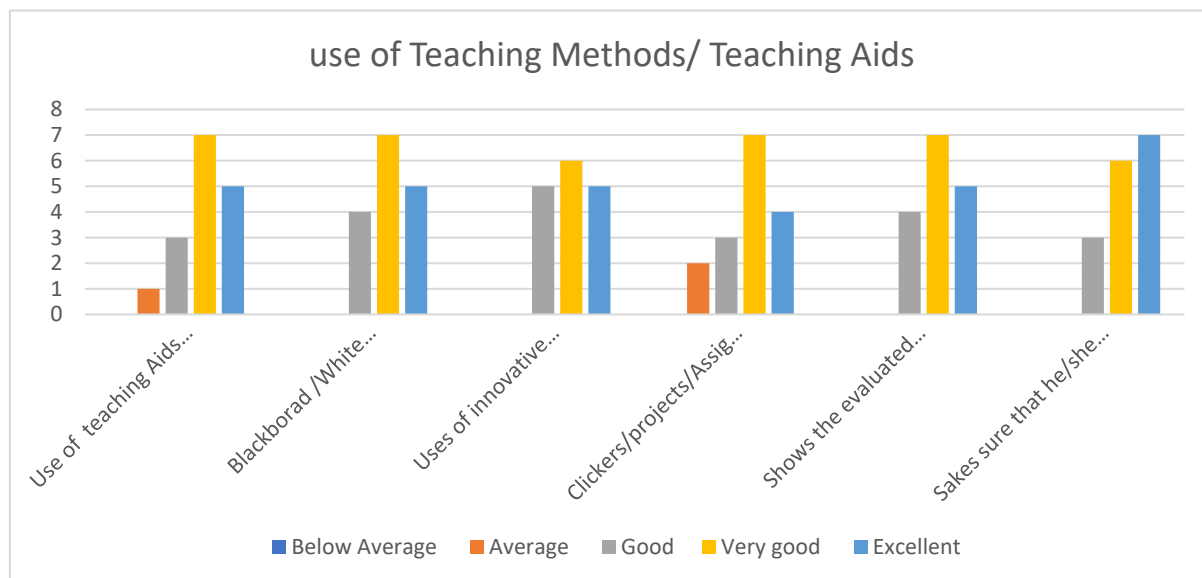
1. Focus on syllabus
2. Self Confidence
3. Communication Skills
4. Conducting Classroom discussions
5. Teaching The Subject matter
6. Delivery of structured lecture
7. Skill of linking subject to life experience and creating interest in the subject
8. Refers to latest developments in the field



Graph

Part C) Use of Teaching methods /Teaching Aids :-

1. Use of teaching Aids (OHP/ Blackboard/PPT'S)
2. Blackboard /White board work in terms
3. Uses of innovative teaching methods
4. clickers/projects/Assignments/seminars etc.)Share the answers to the class tests or Sessional test questions after the conduct of the class test, Sessional tests
5. Shows the evaluated answer books of class tests to the students
- 6.Makes sure that he/she is being understood

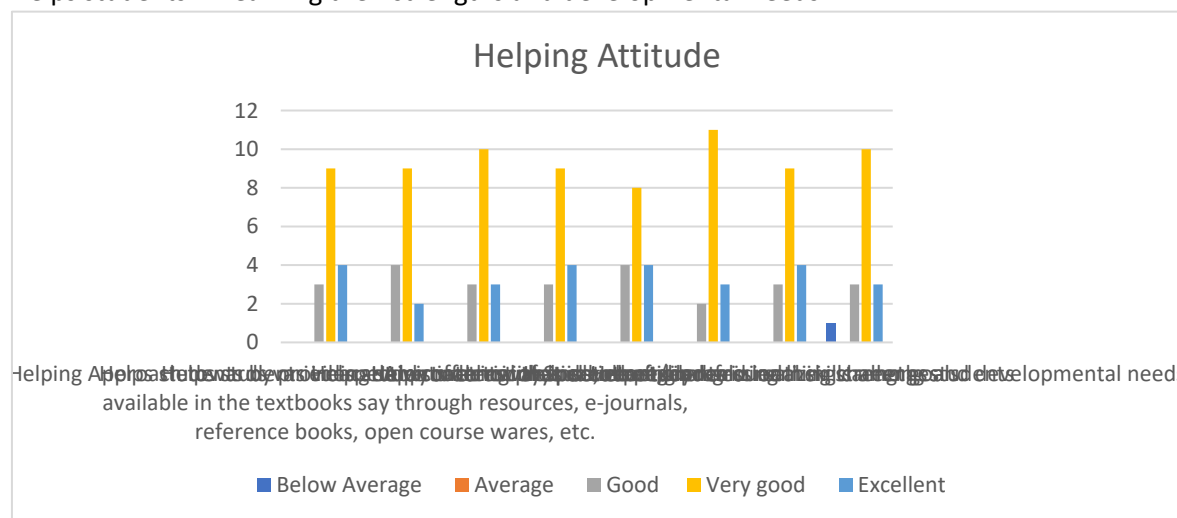


Graph

Part D) Helping Attitude :-

1. Helping Approach towards varied academic interest of Students
2. Helps students by providing study material that is not readily available in the textbooks say through resources, e-journals, reference books, open course wares, etc.
3. Helps students irrespective of ethnicity and culture/background
4. Help students irrespective of gender
5. Help students facing physical, emotional and learning challenges
6. Approach towards developing professional skills among students
7. Help students in realizing career goals.

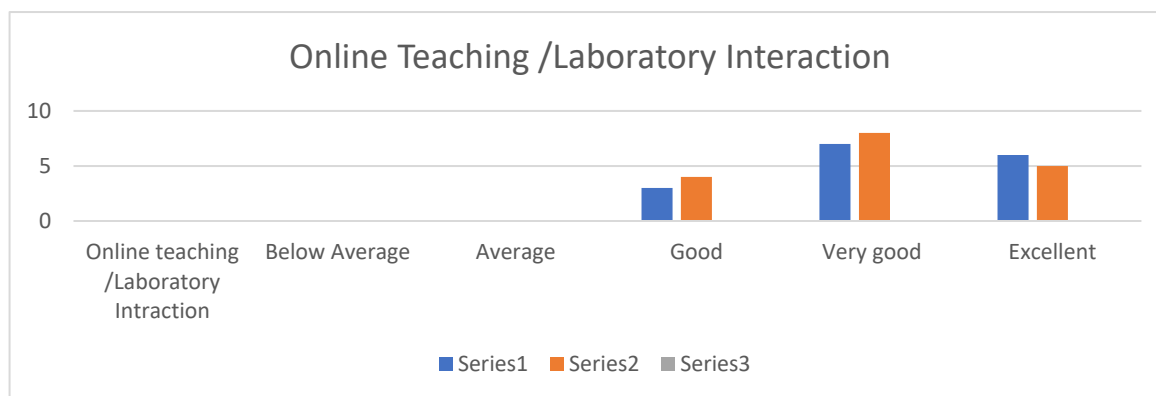
Helps students in realizing their strengths and developmental needs



Graph

Part E) Online Teaching /Laboratory Interaction:-

1. How effective was online teaching and the use of e-resources by the teacher
2. Rate the effective use of various resource rooms/laboratories by the teacher for practical sessional.



Graph

Part F) Class Control:-

1. Control mechanism in effectively conducting the class.
2. Students participation in the class
3. Skills of addressing inappropriate behaviour of student
4. The tendency of inviting opinions and question on subject matter from students
5. Enhances learning by judicious reinforcement mechanism
6. Inspires Students for ethical conduct
7. Act as a role model



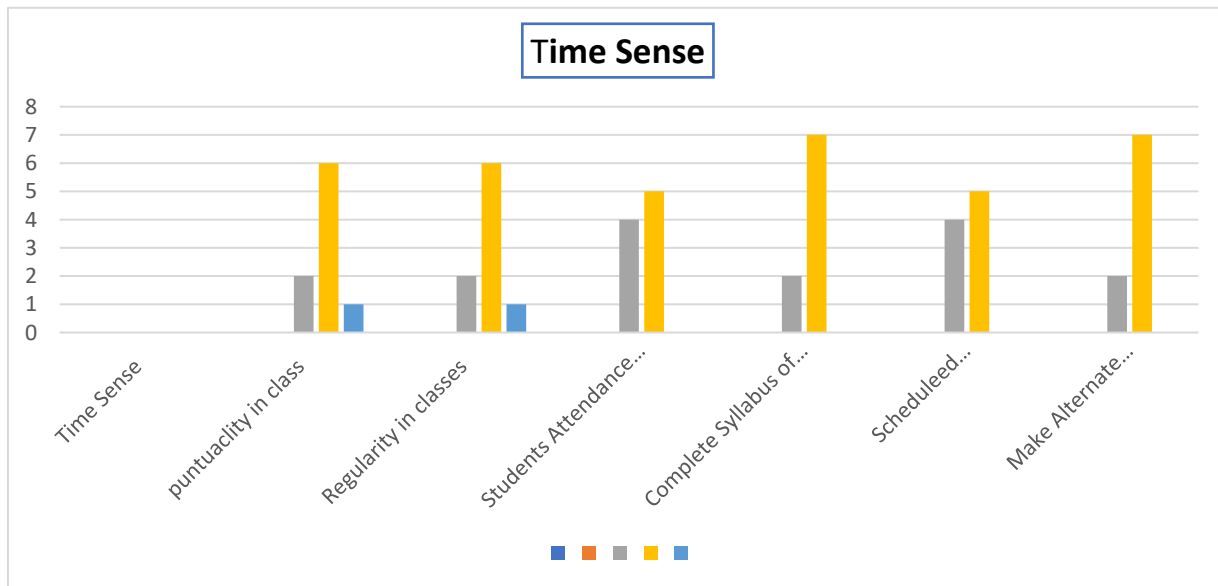
Graph

Students Comments:- Try to complete the Syllabus in time ,No Suggestion.

Name of Teacher : -Mr. Anuradha
Subject : Teaching of life Science
Number of students :- 52

Part A) Time sense :-

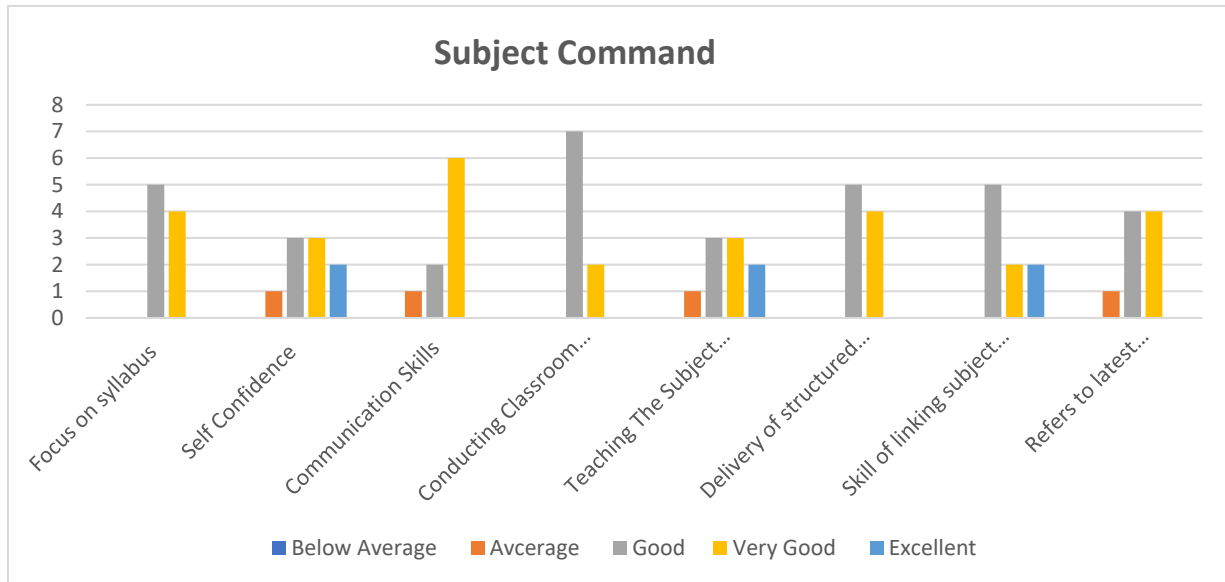
1. Punctuality in class .
2. Regularity in classes
3. Students Attendance /presence in class of the teacher
4. Complete Syllabus of the course in Time
5. Scheduled organization of the assignments,Class test Quizzes and seminar
6. Make Alternate arrangement of the class in his /her absence



Graph

Part B) Subject Command :-

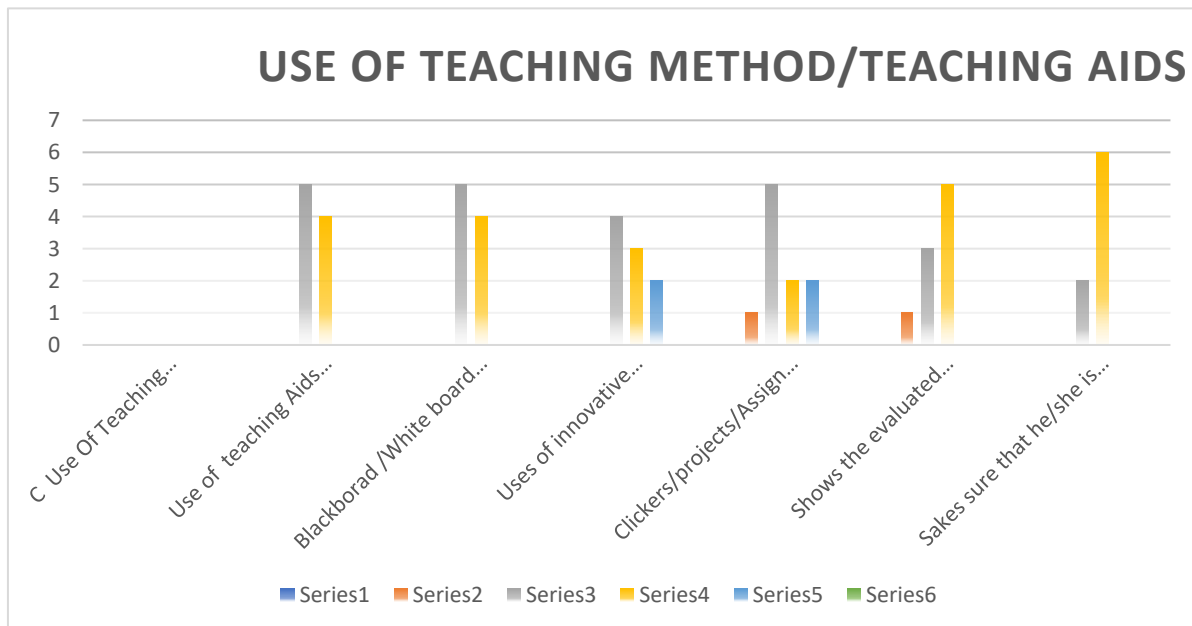
1. Focus on syllabus
2. Self Confidence
- 3.Communication Skills
4. Conducting Classroom discussions
5. Teaching The Subject matter
- 6.Delivery of structured lecture
7. Skill of linking subject to life experience and creating interest in the subject
8. Refers to latest developments in the field



Graph

Part C) Use of Teaching Methods ? Teaching Aids:-

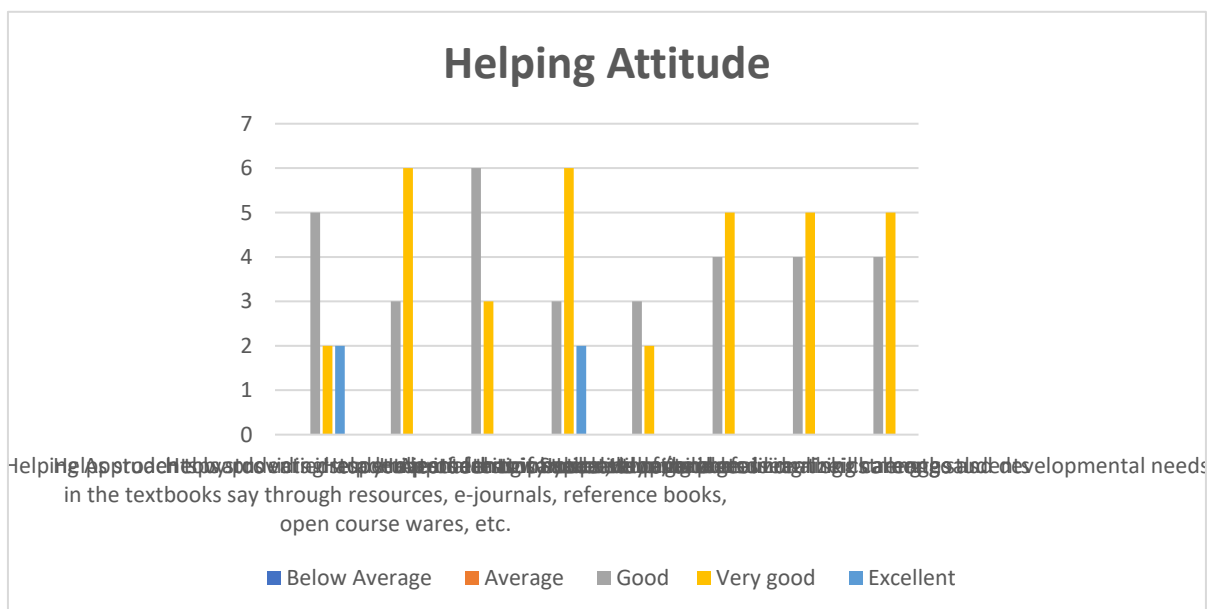
1. Use of teaching Aids (OHP/ Blackboard/PPT'S)
2. Blackboard /White board work in terms
3. Uses of innovative teaching methods
4. clickers/projects/Assignments/seminars etc.)Share the answers to the class tests or Sessional test questions after the conduct of the class test, Sessional tests
5. Shows the evaluated answer books of class tests to the students
6. Makes sure that he/she is being understood



Graph

Part D) Helping Attitude :-

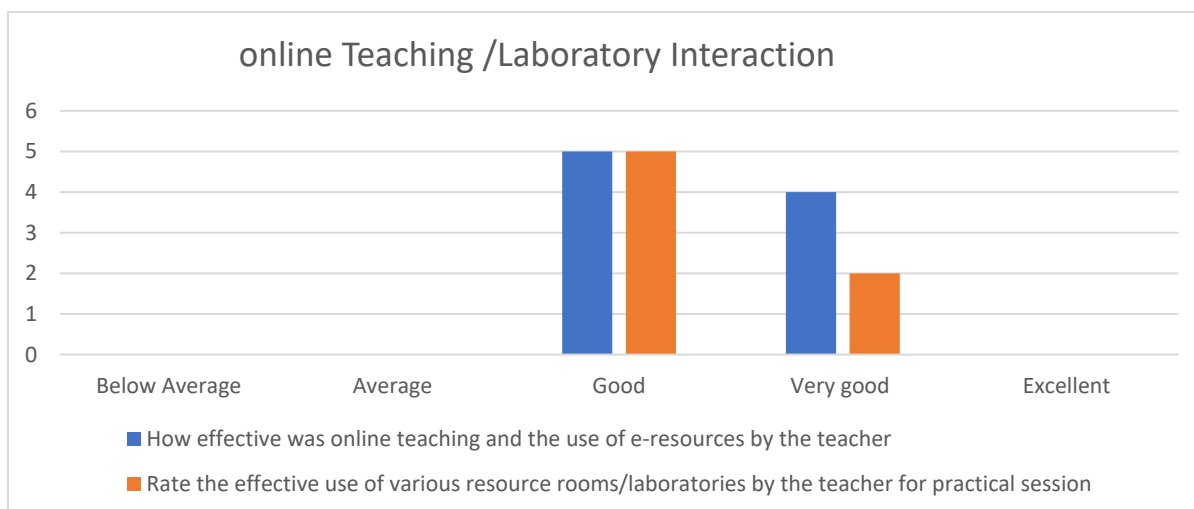
1. Helping Approach towards varied academic interest of Students
2. Helps students by providing study material that is not readily available in the textbooks say through resources, e-journals, reference books, open course wares, etc.
3. Helps students irrespective of ethnicity and culture/background
4. Help students irrespective of gender
5. Help students facing physical, emotional and learning challenges
6. Approach towards developing professional skills among students
7. Help students in realizing career goals.
8. Helps students in realizing their strengths and developmental needs.



Graph

Part E)Online Teaching / Laboratory interaction:-

1. How effective was online teaching and the use of e-resources by the teacher
2. Rate the effective use of various resource rooms/laboratories by the teacher for practical sessional.



Graph

Part F) Class Control :-

1. Control mechanism in effectively conducting the class.
2. Students participation in the class
3. Skills of addressing inappropriate behaviour of student
4. The tendency of inviting opinions and question on subject matter from students
5. Enhances learning by judicious reinforcement mechanism
6. Inspires Students for ethical conduct
7. Act as a role model



Graph

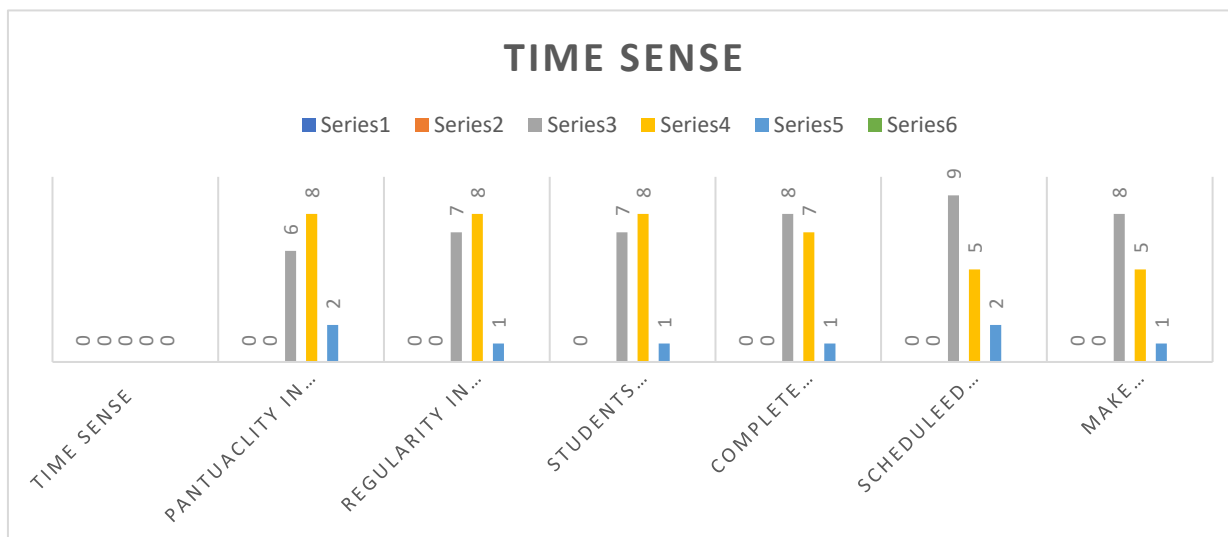
Students Comments :-

Content was explained good ,teaching was very good ,overall teaching was good

Teacher Name : -Mrs. Parul
Teaching Subject :-Teaching of Social Science
Number of Students :- 50

Part A0 Time Sense:-

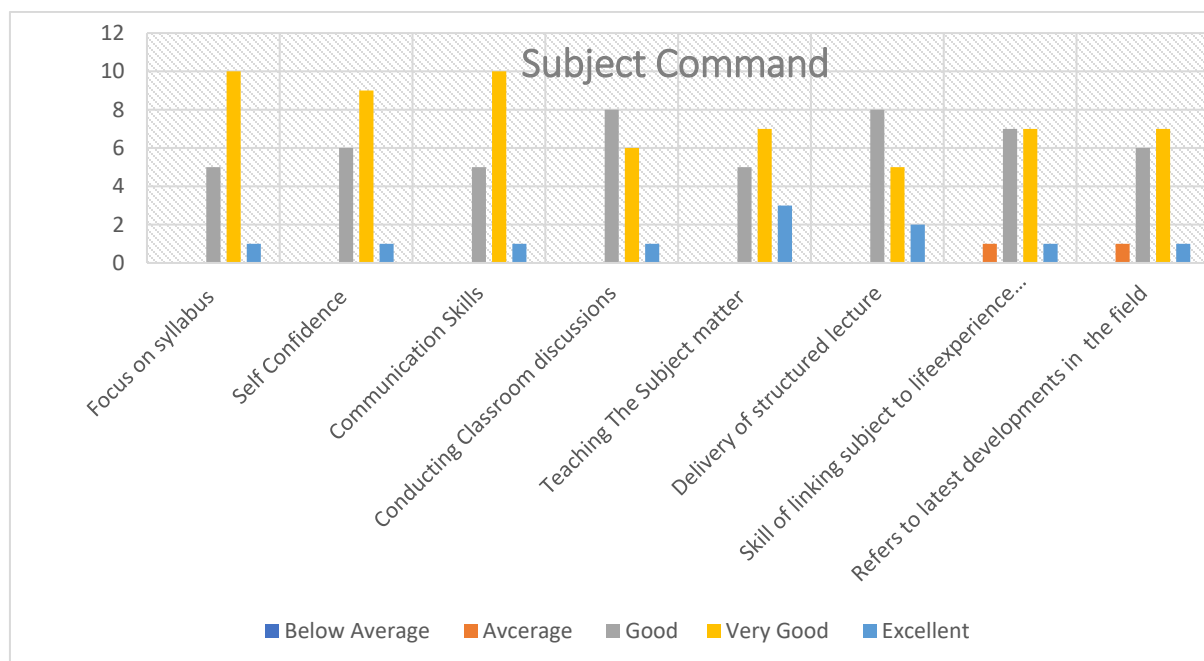
1. Punctuality in class .
2. Regularity in classes
3. Students Attendance /presence in class of the teacher
4. Complete Syllabus of the course in Time
5. Scheduled organization of the assignments,Class test Quizzes and seminar
6. Make Alternate arrangement of the class in his /her absence



Graph

Part B) Subject Command:-

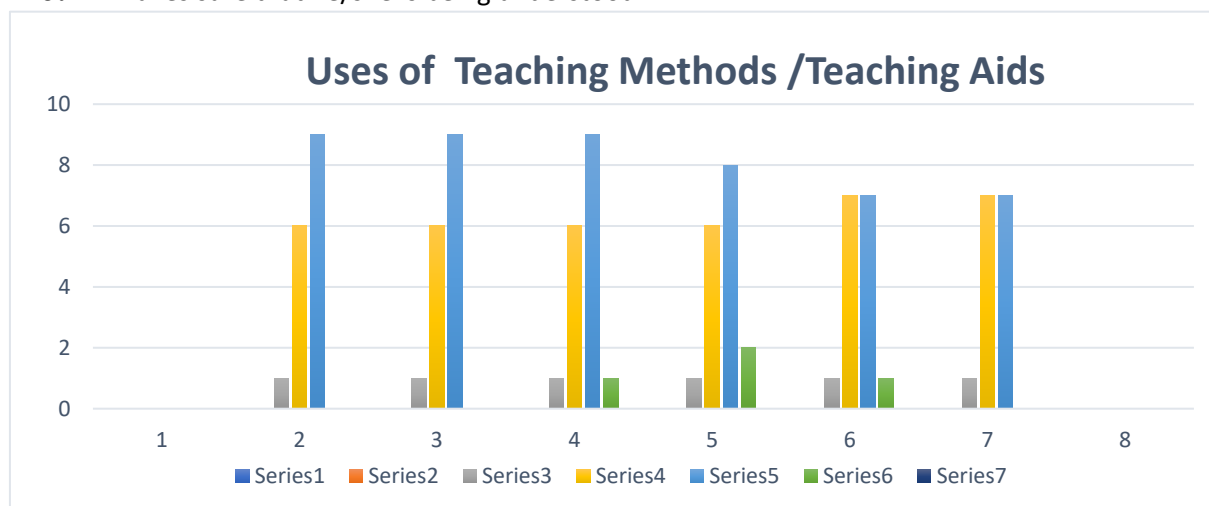
- 1.Focus on syllabus
2. Self Confidence
3. Communication Skills
4. Conducting Classroom discussions
5. Teaching The Subject matter
6. Delivery of structured lecture
7. Skill of linking subject to life experience and creating interest in the subject
8. Refers to latest developments in the field



Graph

Part C)Use of Teaching Methods /Teaching Aids:-

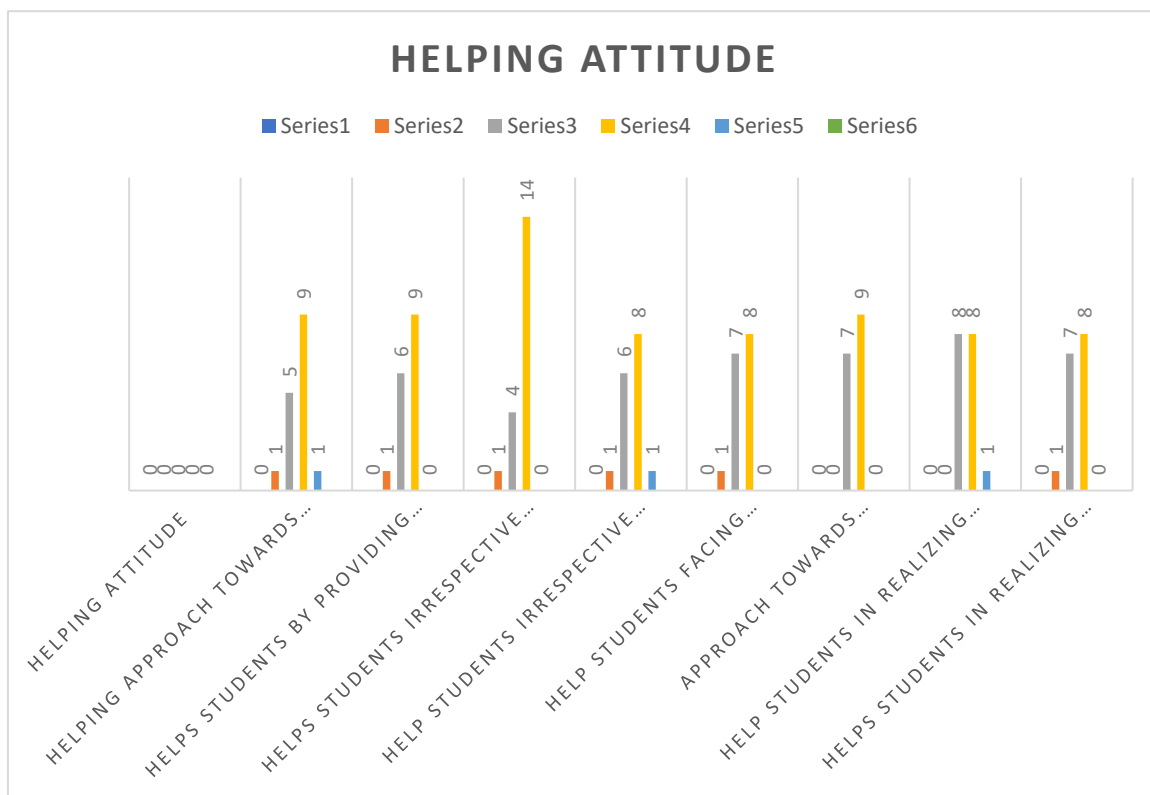
1. Use of teaching Aids (OHP/ Blackboard/PPT'S)
2. Blackboard /White board work in terms
3. Uses of innovative teaching methods
4. clickers/projects/Assignments/seminars etc.)Share the answers to the class tests or Sessional test questions after the conduct of the class test, Sessional tests
5. Shows the evaluated answer books of class tests to the students
6. Makes sure that he/she is being understood



Graph

Part D) Helping Attitude :-

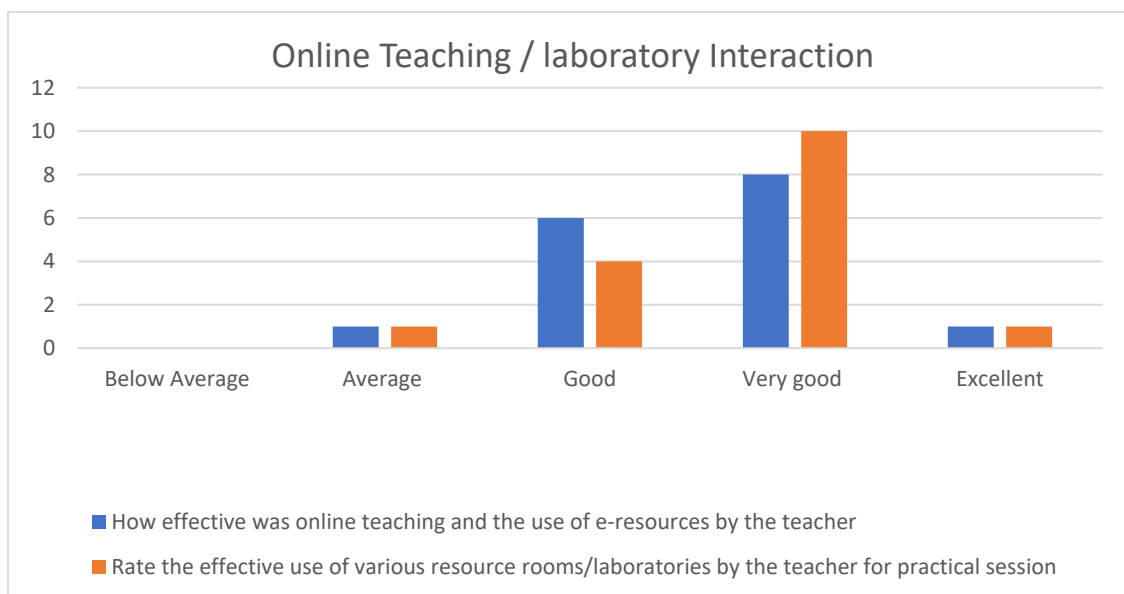
1. Helping Approach towards varied academic interest of Students
2. Helps students by providing study material that is not readily available in the textbooks say through resources, e-journals, reference books, open course wares, etc.
3. Helps students irrespective of ethnicity and culture/background
4. Help students irrespective of gender
5. Help students facing physical, emotional and learning challenges
6. Approach towards developing professional skills among students
7. Help students in realizing career goals.
8. Helps students in realizing their strengths and developmental needs.



Graph

Part E) Online Teaching /Laboratory Interaction :-

1. How effective was online teaching and the use of e-resources by the teacher
2. Rate the effective use of various resource rooms/laboratories by the teacher for practical sessional.



Graph

Part F) Class Control:-

1. Control mechanism in effectively conducting the class.
2. Students participation in the class
3. Skills of addressing inappropriate behaviour of student
4. The tendency of inviting opinions and question on subject matter from students
5. Enhances learning by judicious reinforcement mechanism
6. Inspires Students for ethical conduct
7. Act as a role model



Graph

Students Comments:-regularity in class, act as role model ,overall teaching was Satisfactory.

Name of Teacher :- Mrs. Poonam Manhas

Subject : Teaching of Hindi
Total Students : 43

Part A) Time sense:-

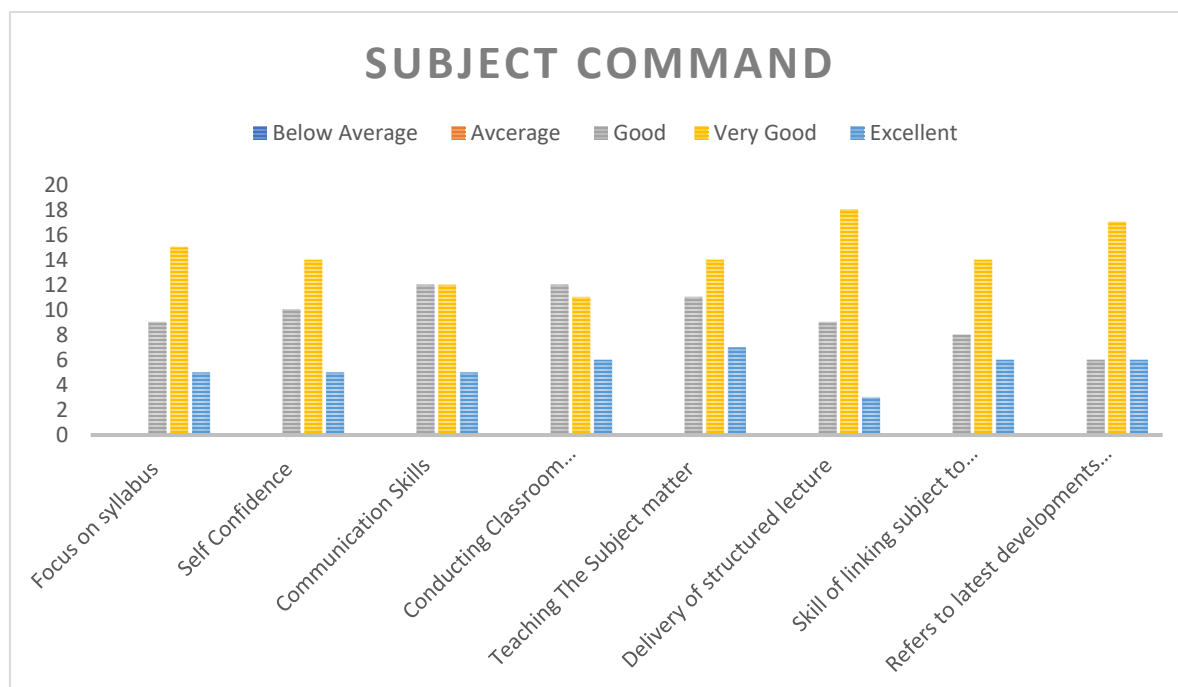
1. Punctuality in class .
2. Regularity in classes
3. Students Attendance /presence in class of the teacher
4. Complete Syllabus of the course in Time
5. Scheduled organization of the assignments,Class test Quizzes and seminar
6. Make Alternate arrangement of the class in his /her absence



Graph

Part B) Subject Command:-

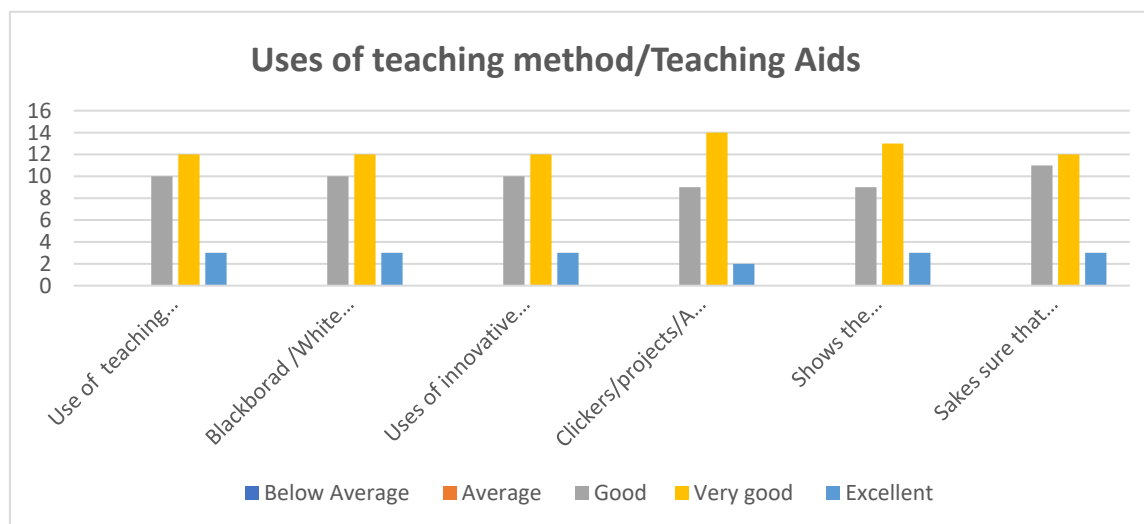
1. Focus on syllabus
2. Self Confidence
3. Communication Skills
4. Conducting Classroom discussions
5. Teaching The Subject matter
6. Delivery of structured lecture
7. Skill of linking subject to life experience and creating interest in the subject
8. Refers to latest developments in the field



Graph

Part C) Uses of Teaching Method/ Teaching Aids:-

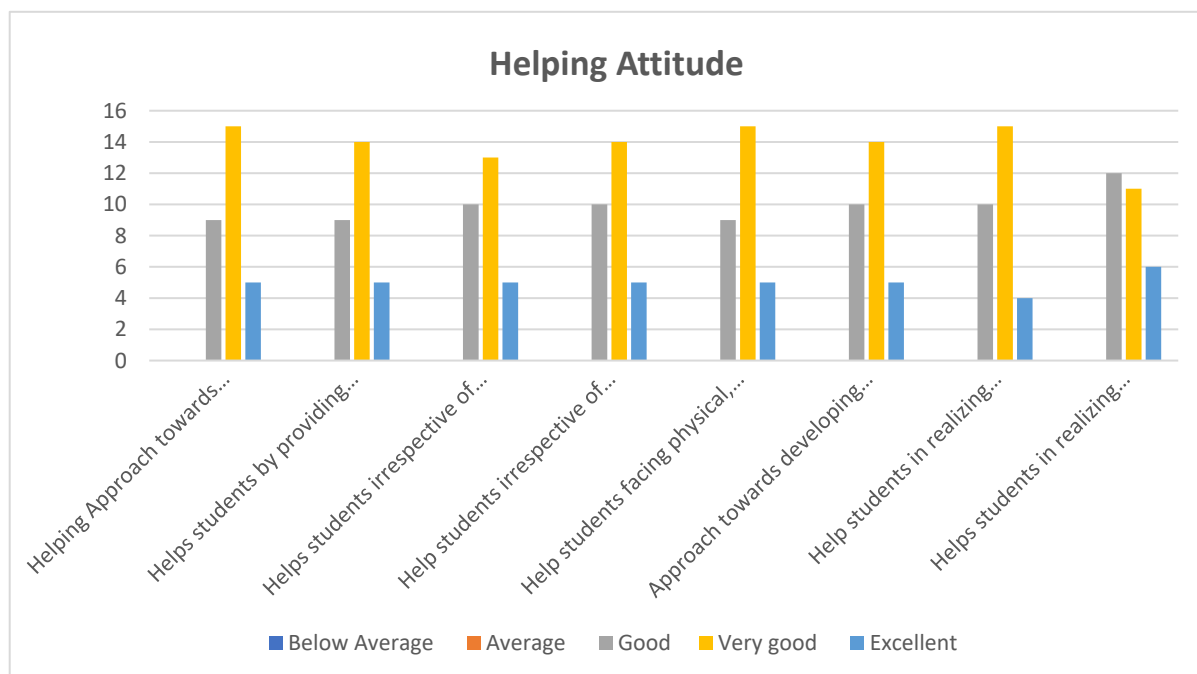
1. Use of teaching Aids (OHP/ Blackboard/PPT'S)
2. Blackboard /White board work in terms
3. Uses of innovative teaching methods
4. clickers/projects/Assignments/seminars etc.)Share the answers to the class tests or Sessional test questions after the conduct of the class test, Sessional tests
5. Shows the evaluated answer books of class tests to the students
6. Makes sure that he/she is being understood



Graph

Part D) Helping Attitude :-

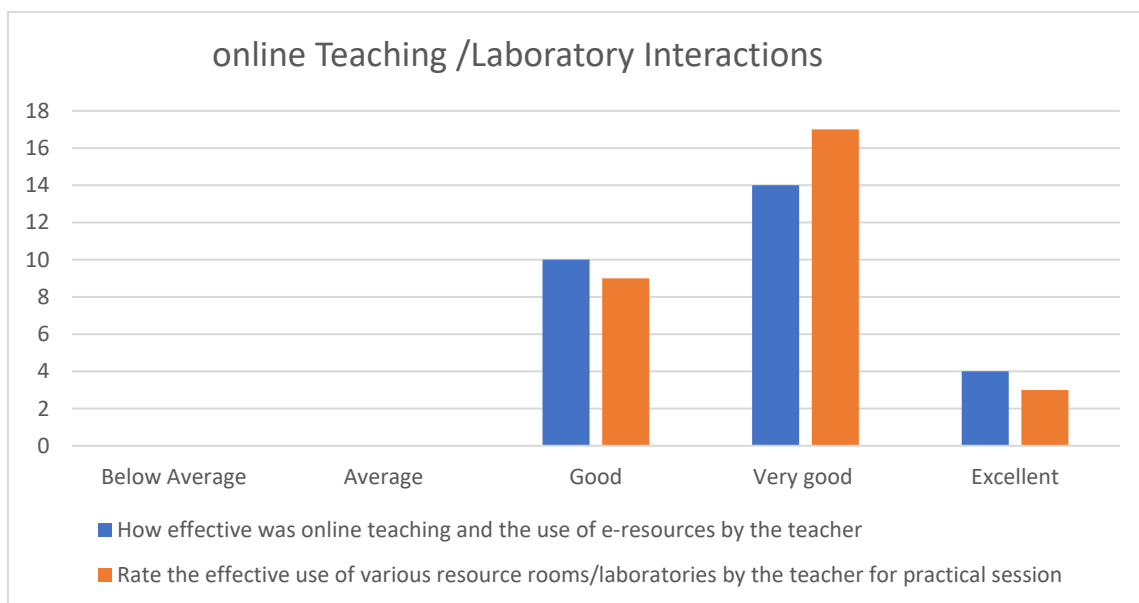
1. Helping Approach towards varied academic interest of Students
2. Helps students by providing study material that is not readily available in the textbooks say through resources, e-journals, reference books, open course wares, etc.
3. Helps students irrespective of ethnicity and culture/background
4. Help students irrespective of gender
5. Help students facing physical, emotional and learning challenges
6. Approach towards developing professional skills among students
7. Help students in realizing career goals.
8. Helps students in realizing their strengths and developmental needs.



Graph

Part E) Online Teaching /Laboratory Interactions:-

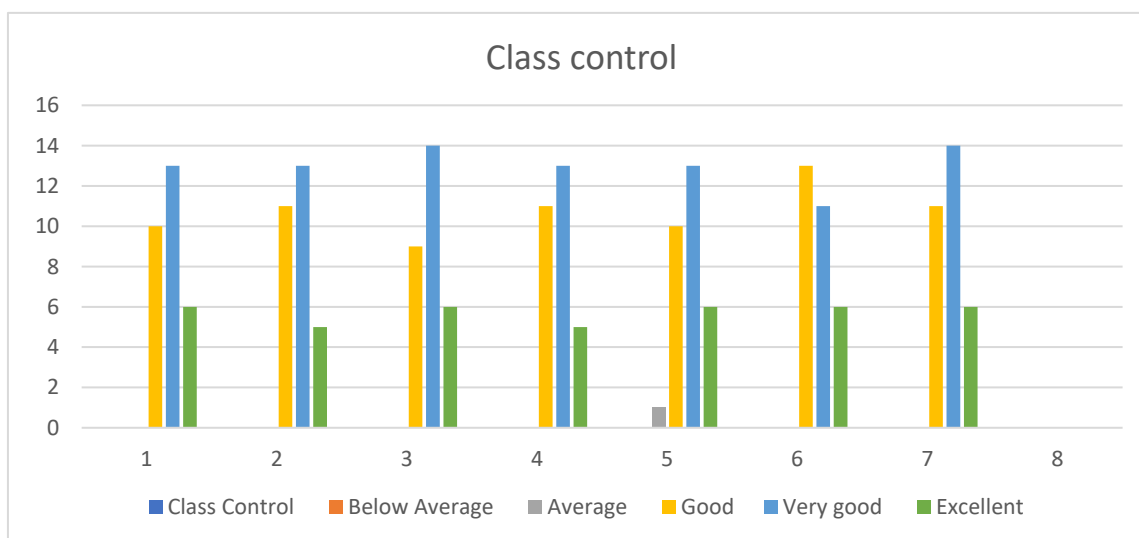
1. How effective was online teaching and the use of e-resources by the teacher
2. Rate the effective use of various resource rooms/laboratories by the teacher for practical sessional



Graph

Part F) Class Control:-

1. Control mechanism in effectively conducting the class.
2. Students participation in the class
3. Skills of addressing inappropriate behaviour of student
4. The tendency of inviting opinions and question on subject matter from students
5. Enhances learning by judicious reinforcement mechanism
6. Inspires Students for ethical conduct
7. Act as a role model



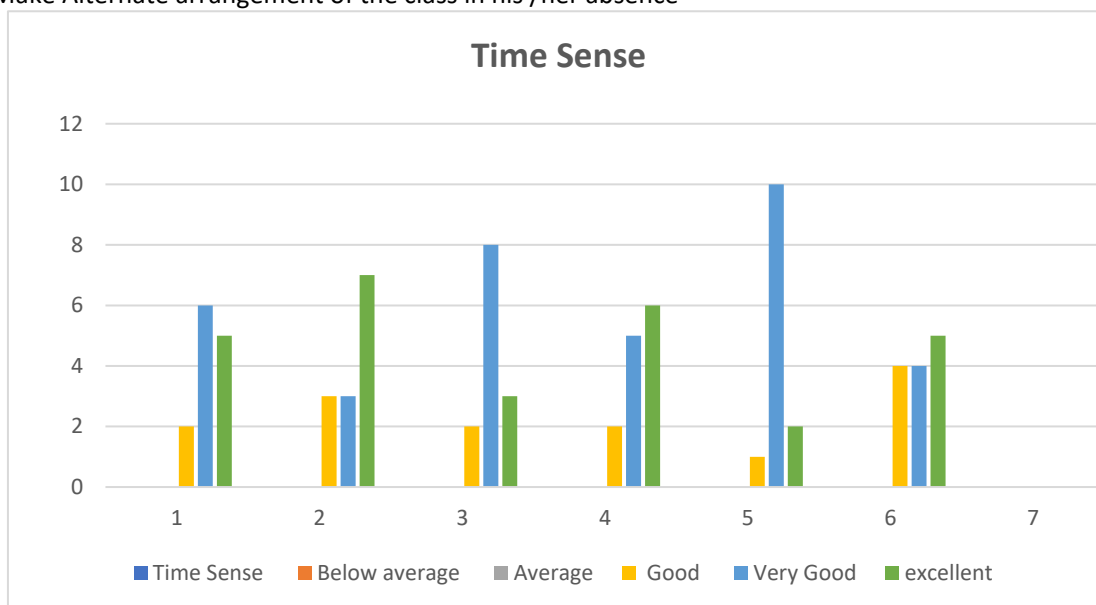
Graph

Students Comments :- Punctuality in the class ,overall teaching was good .

Name of Teacher :- Mrs. Shivani
Subject: Assessment for Learning
Number of Students:- 100

Part A) Time Sense :-

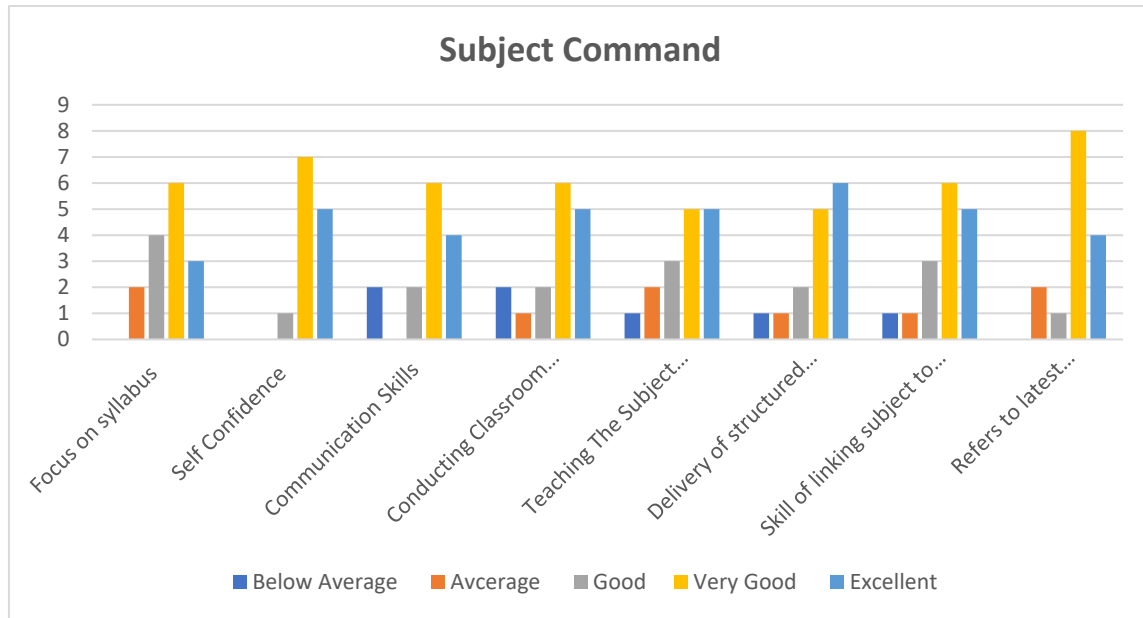
1. Punctuality in class .
2. Regularity in classes
3. Students Attendance /presence in class of the teacher
4. Complete Syllabus of the course in Time
5. Scheduled organization of the assignments,Class test Quizzes and seminar
6. Make Alternate arrangement of the class in his /her absence



Graph

Part B) Subject Command :-

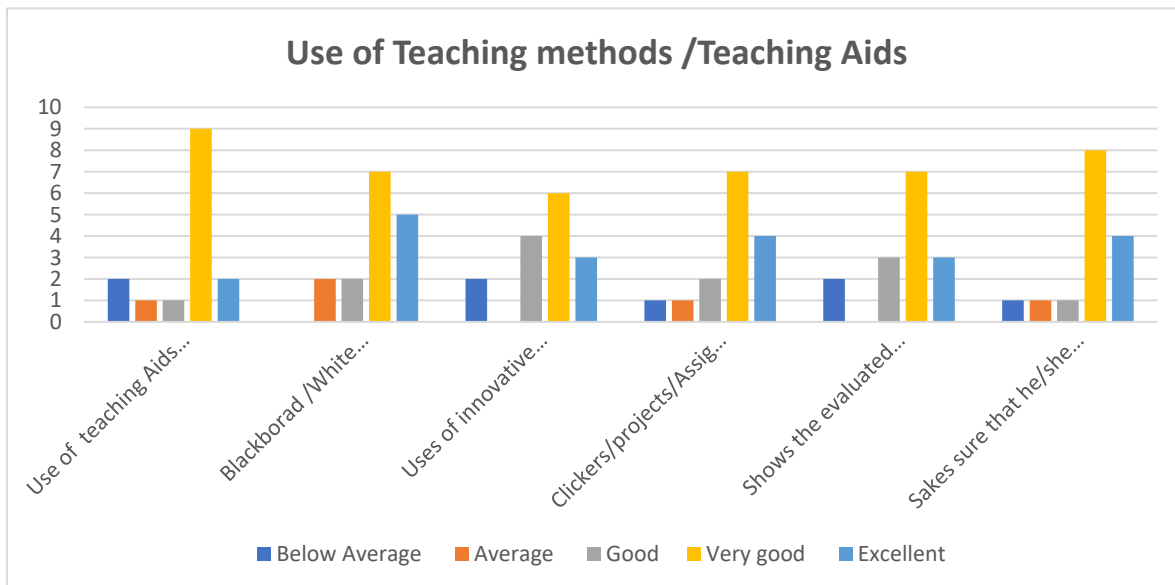
1. Focus on syllabus
2. Self Confidence
3. Communication Skills
4. Conducting Classroom discussions
5. Teaching The Subject matter
6. Delivery of structured lecture
7. Skill of linking subject to life experience and creating interest in the subject
8. Refers to latest developments in the field



Graph

Part C) Use of teaching Methods/ Teaching Aids :-

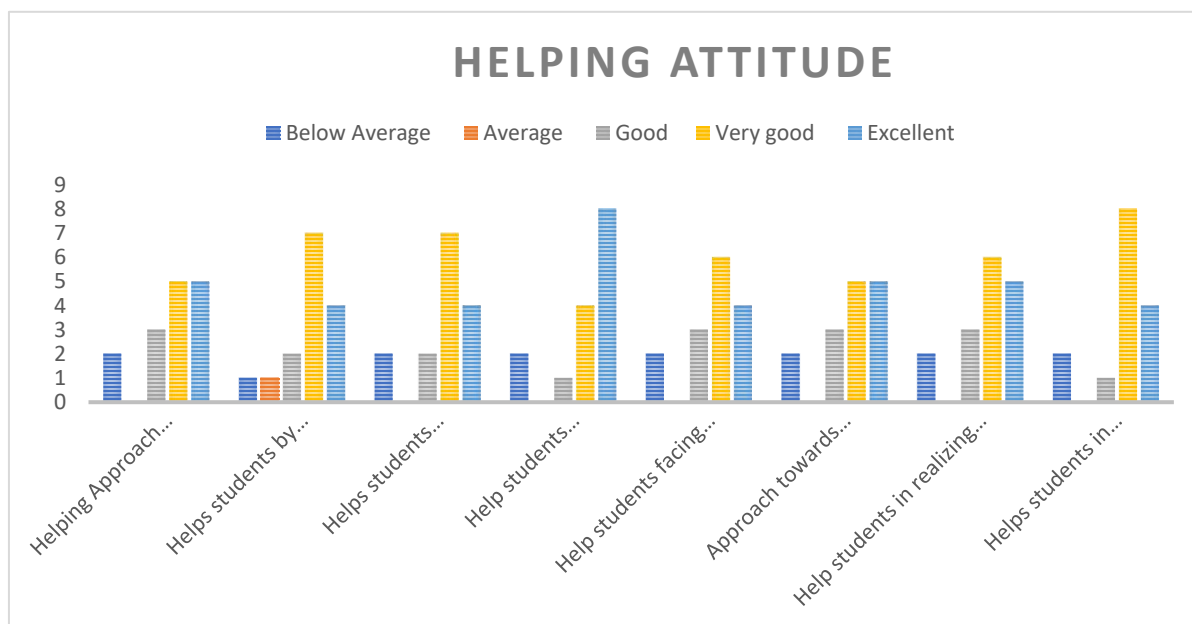
1. Use of teaching Aids (OHP/ Blackboard/PPT'S)
2. Blackboard /White board work in terms
3. Uses of innovative teaching methods
4. clickers/projects/Assignments/seminars etc.)Share the answers to the class tests or Sessional test questions after the conduct of the class test, Sessional tests
5. Shows the evaluated answer books of class tests to the students
6. Makes sure that he/she is being understood



Graph

Part D) Helping Attitude :-

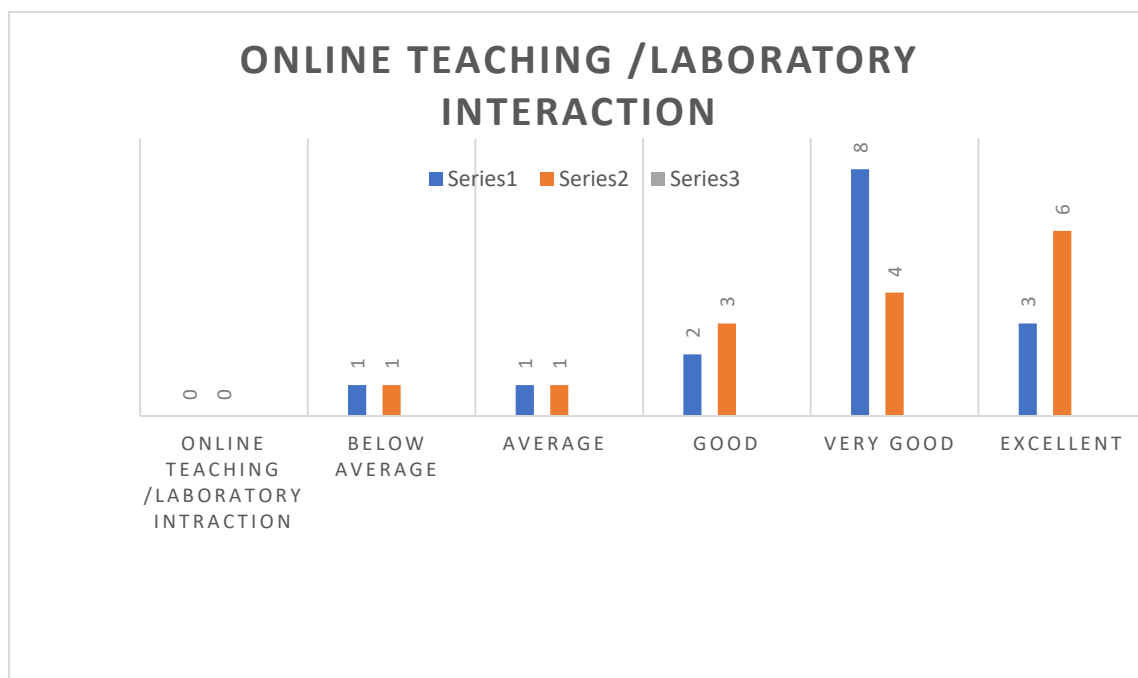
1. Helping Approach towards varied academic interest of Students
2. Helps students by providing study material that is not readily available in the textbooks say through resources, e-journals, reference books, open course wares, etc.
3. Helps students irrespective of ethnicity and culture/background
4. Help students irrespective of gender
5. Help students facing physical, emotional and learning challenges
6. Approach towards developing professional skills among students
7. Help students in realizing career goals.
8. Helps students in realizing their strengths and developmental needs.



Graph

Part E) Online Teaching /Laboratory interaction :-

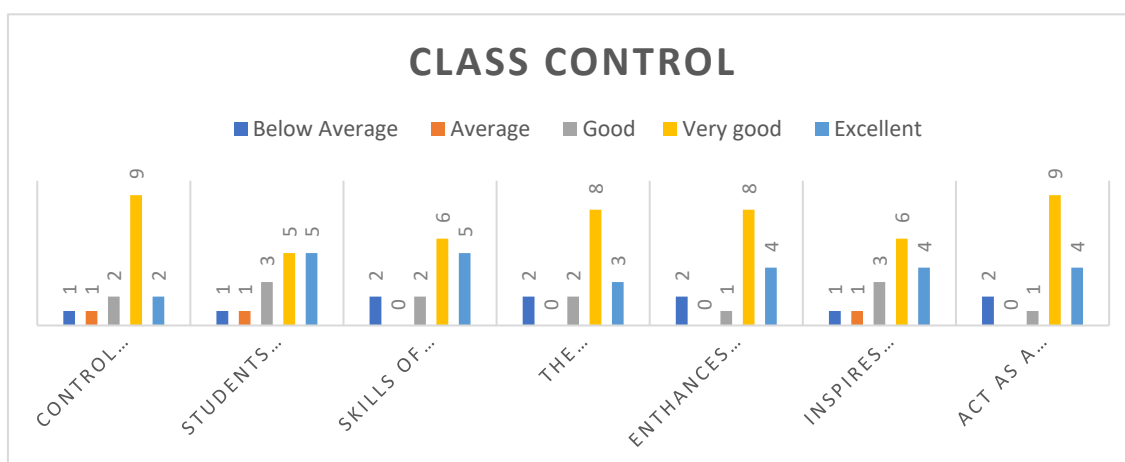
1. How effective was online teaching and the use of e-resources by the teacher
2. Rate the effective use of various resource rooms/laboratories by the teacher for practical sessional.



Graph

Part F) Class Control :-

1. Control mechanism in effectively conducting the class.
2. Students participation in the class
3. Skills of addressing inappropriate behaviour of student
4. The tendency of inviting opinions and question on subject matter from students
5. Enhances learning by judicious reinforcement mechanism
6. Inspires Students for ethical conduct
7. Act as a role model



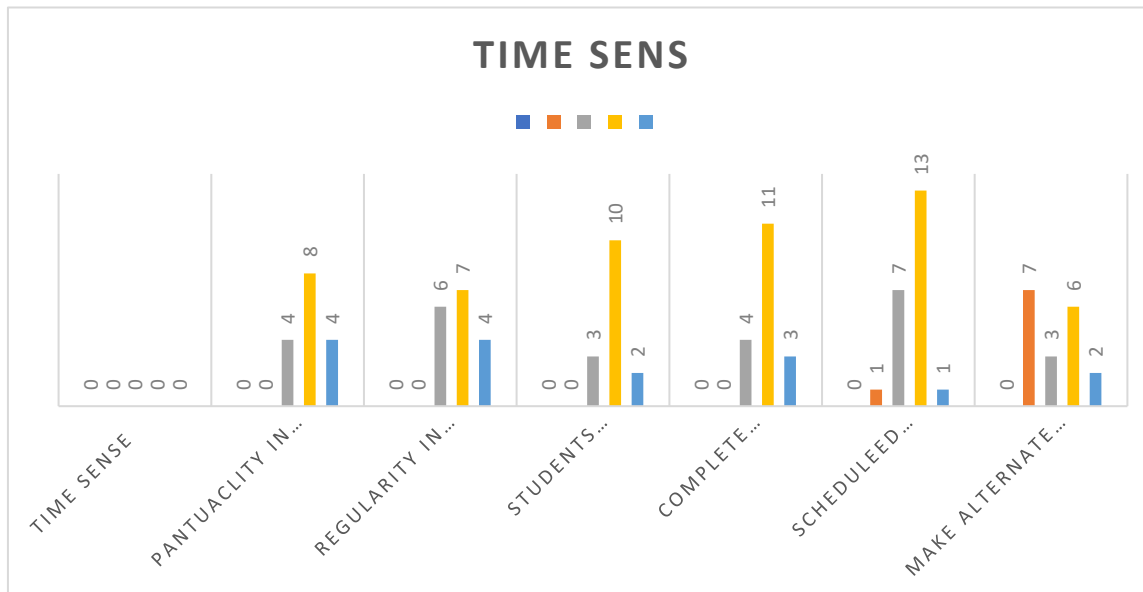
Graph

Student Comments :- Good , Very Nice Mam

Name of Teacher :- Mrs. Shalini
Subject : Teaching of Physical Science
Total Number of Students :- 53

Part A) Time Sense :-

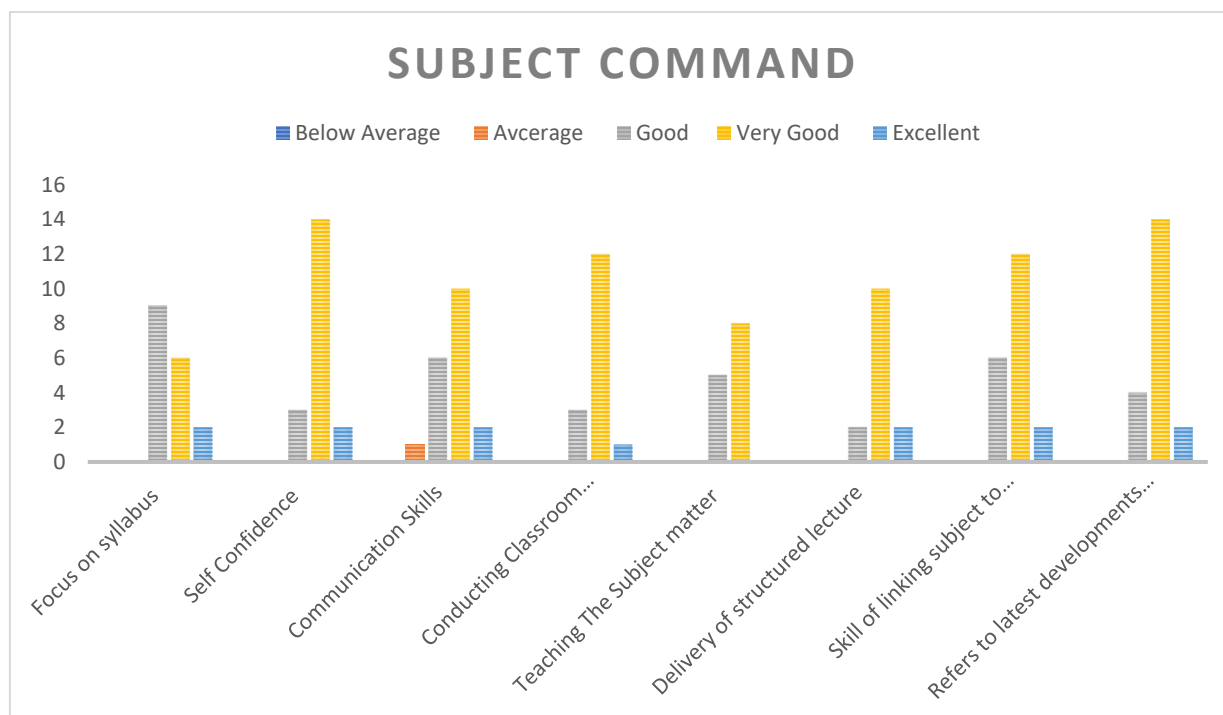
1. Punctuality in class .
2. Regularity in classes
3. Students Attendance /presence in class of the teacher
4. Complete Syllabus of the course in Time
5. Scheduled organization of the assignments,Class test Quizzes and seminar
6. Make Alternate arrangement of the class in his /her absence



Graph

Part B) Subject Command :-

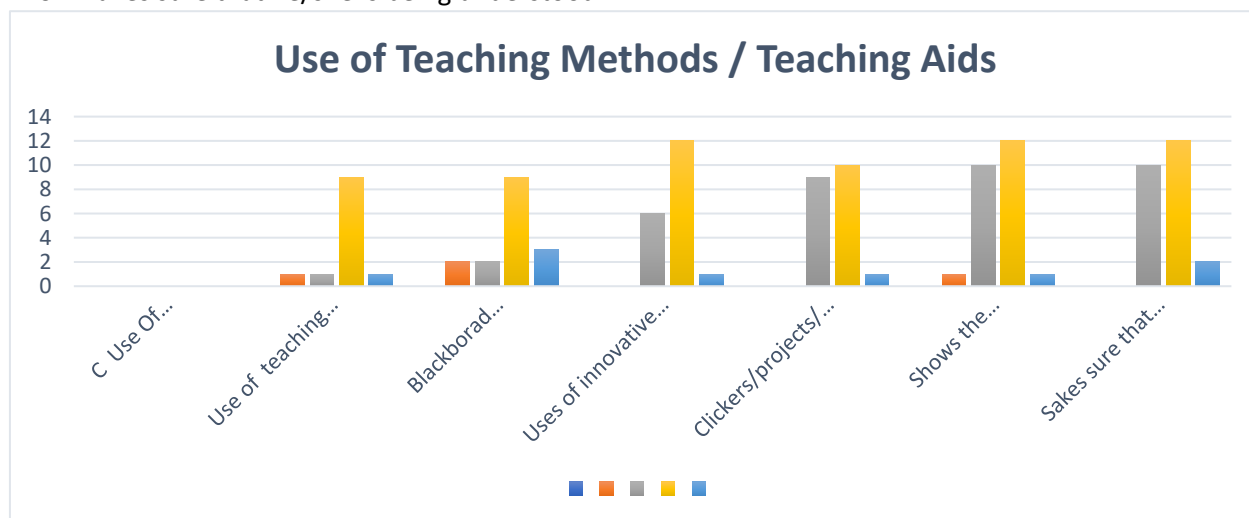
- 1.Focus on syllabus
- 2.Self Confidence
- 3.Communication Skills
4. Conducting Classroom discussions
- 5.Teaching The Subject matter
6. Delivery of structured lecture
7. Skill of linking subject to life experience and creating interest in the subject
8. Refers to latest developments in the field



Graph

Part C) Use of Teaching Methods /Teaching Aids :-

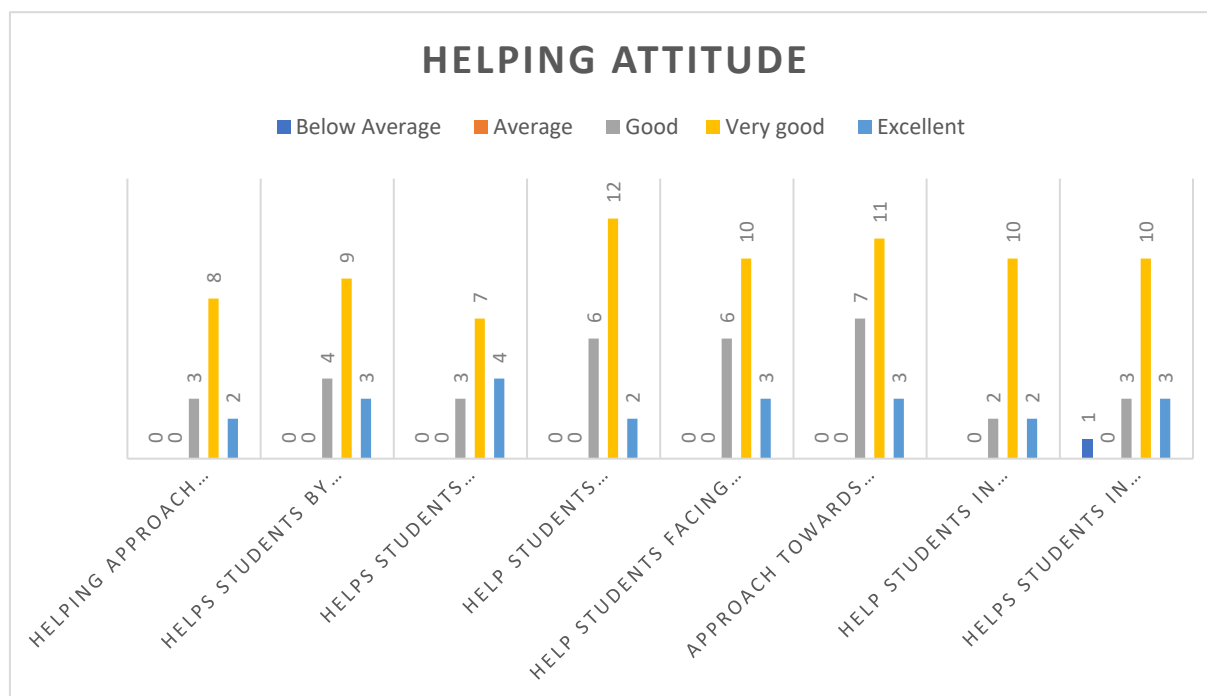
1. Use of teaching Aids (OHP/ Blackboard/PPT'S)
2. Blackboard /White board work in terms
3. Uses of innovative teaching methods
4. clickers/projects/Assignments/seminars etc.)Share the answers to the class tests or Sessional test questions after the conduct of the class test, Sessional tests
5. Shows the evaluated answer books of class tests to the students
6. Makes sure that he/she is being understood.



Graph

Part D)Helping Attitude :-

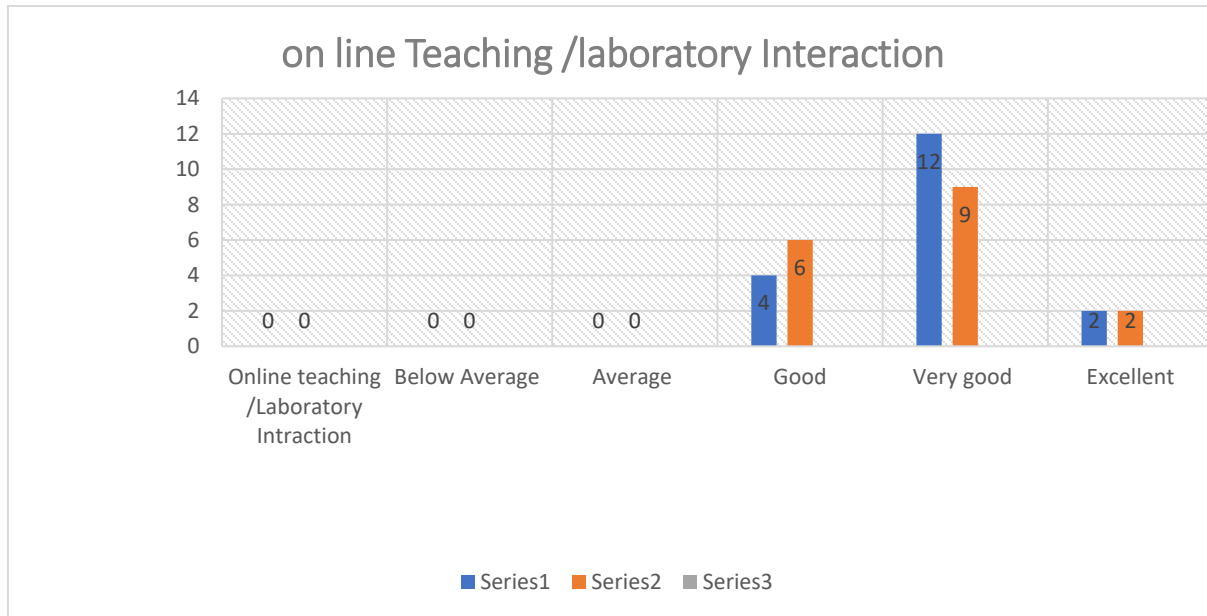
1. Helping Approach towards varied academic interest of Students
2. Helps students by providing study material that is not readily available in the textbooks say through resources, e-journals, reference books, open course wares, etc.
3. Helps students irrespective of ethnicity and culture/background
4. Help students irrespective of gender
5. Help students facing physical, emotional and learning challenges
6. Approach towards developing professional skills among students
7. Help students in realizing career goals.
8. Helps students in realizing their strengths and developmental needs.



Graph

Part E) Online Teaching /Laboratory Interaction:-

1. How effective was online teaching and the use of e-resources by the teacher
2. Rate the effective use of various resource rooms/laboratories by the teacher for practical sessional.



Graph

Part F) Class Control:-

1. Control mechanism in effectively conducting the class.
2. Students participation in the class
3. Skills of addressing inappropriate behaviour of student
4. The tendency of inviting opinions and question on subject matter from students
5. Enhances learning by judicious reinforcement mechanism
6. Inspires Students for ethical conduct
7. Act as a role model



Graph

Students Comments:-Teaching Was Good ,

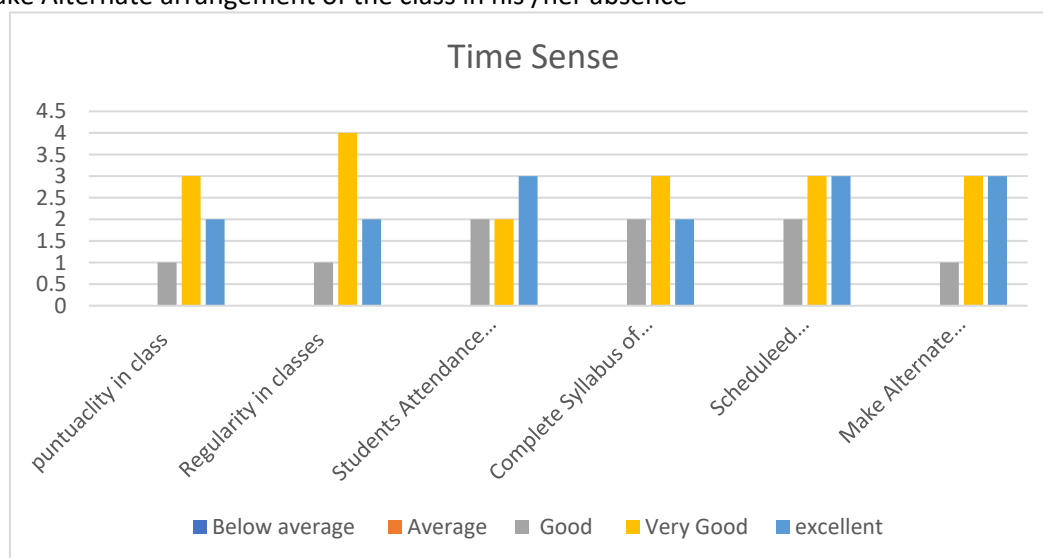
Name of Teacher :- Mrs. Vitika Mahajan

Subject: - Teaching of commerce

Number of Students :10

Part A) Time Sense :-

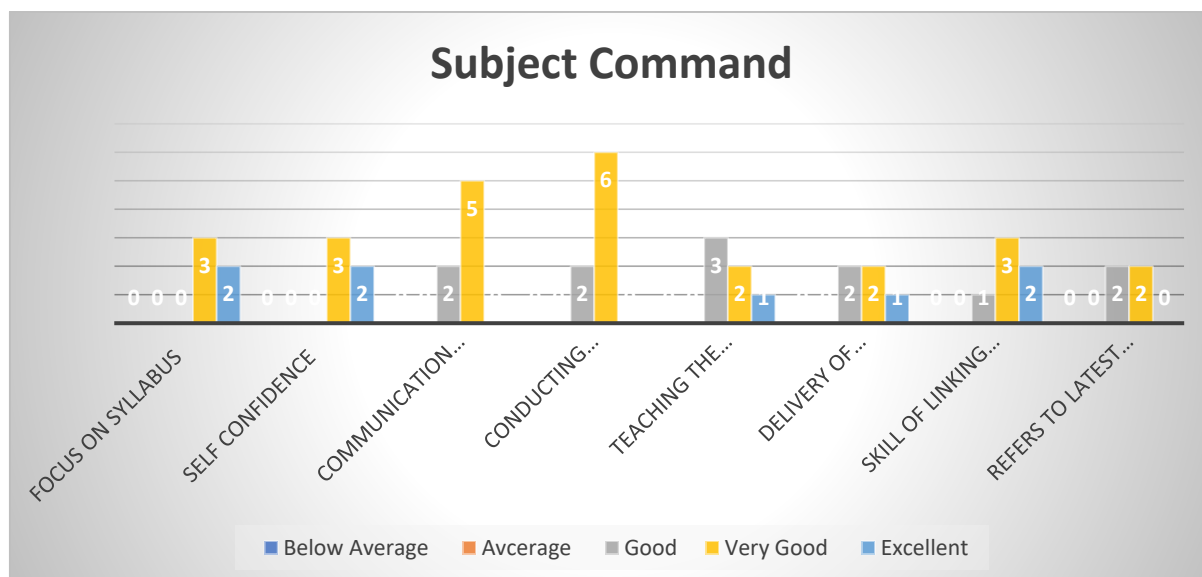
1. Punctuality in class .
2. Regularity in classes
3. Students Attendance /presence in class of the teacher
4. Complete Syllabus of the course in Time
5. Scheduled organization of the assignments,Class test Quizzes and seminar
6. Make Alternate arrangement of the class in his /her absence



Graph

Part B) Subject Command :-

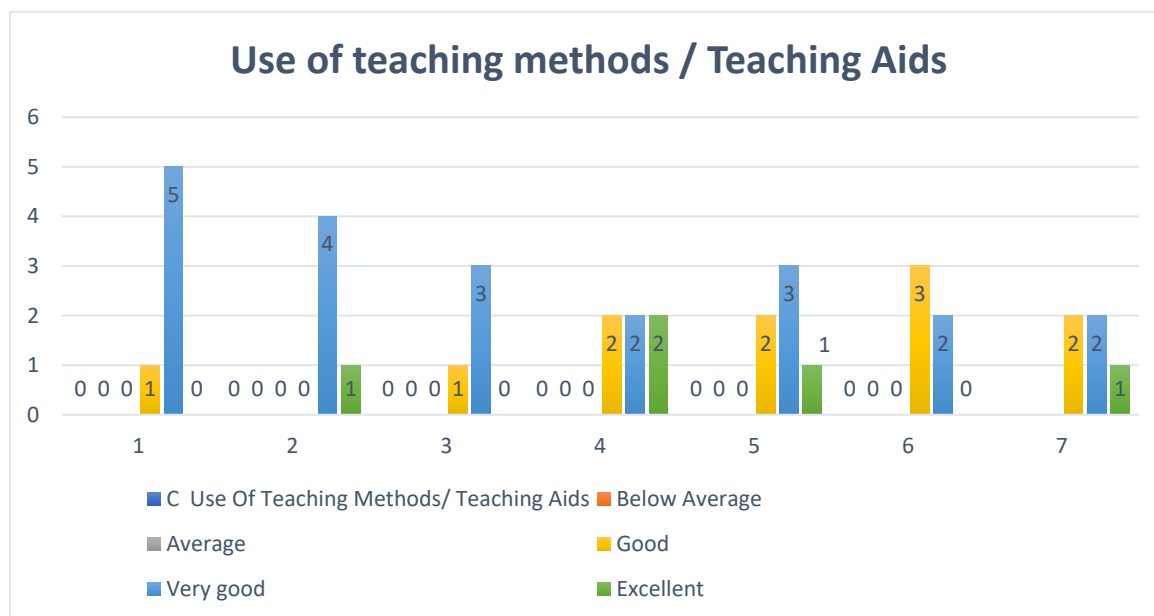
1. Focus on syllabus
2. Self Confidence
3. Communication Skills
4. Conducting Classroom discussions
5. Teaching The Subject matter
6. Delivery of structured lecture
7. Skill of linking subject to life experience and creating interest in the subject



Graph

Part C) Use of Teaching Methods/ Teaching Aids :-

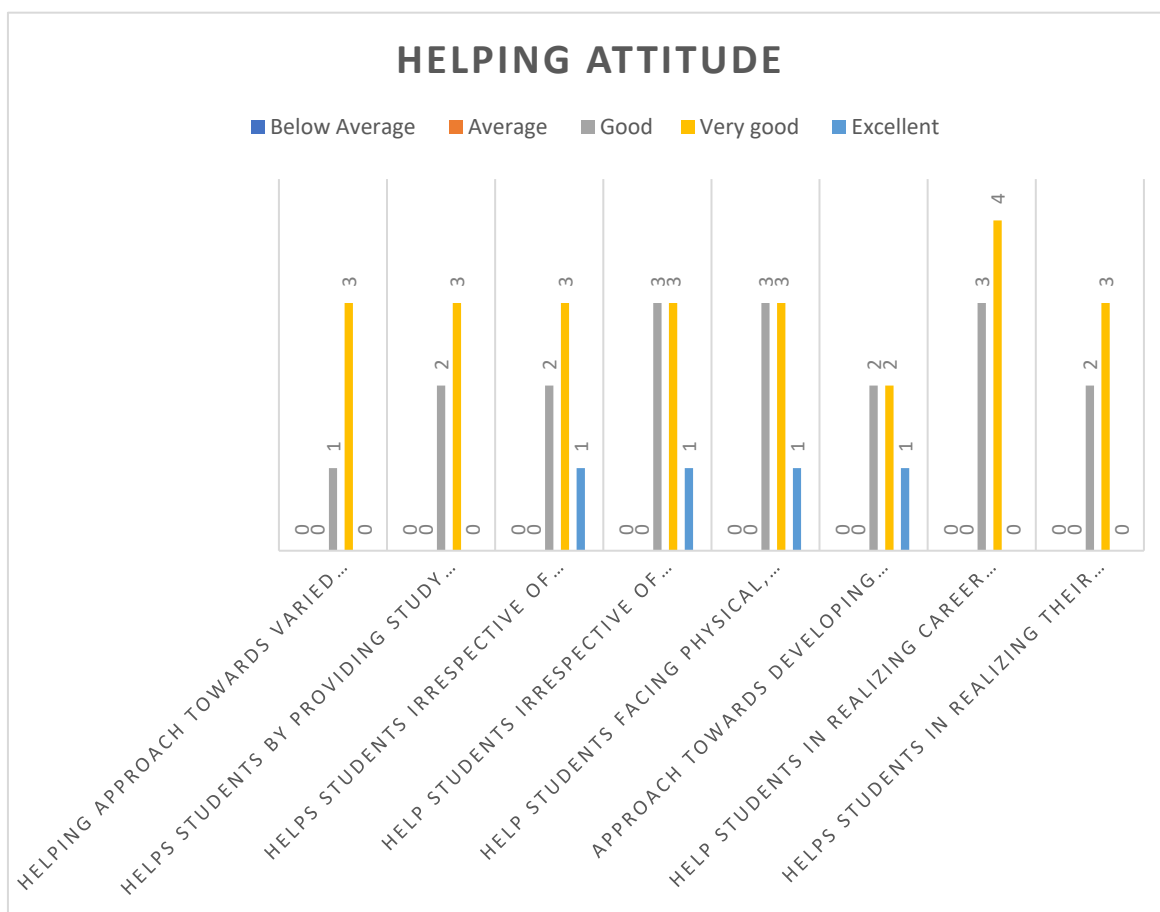
1. Use of teaching Aids (OHP/ Blackboard/PPT'S)
2. Blackboard /White board work in terms
3. Uses of innovative teaching methods
4. clickers/projects/Assignments/seminars etc.)Share the answers to the class tests or Sessional test questions after the conduct of the class test, Sessional tests
5. Shows the evaluated answer books of class tests to the students
6. Makes sure that he/she is being understood



Graph

Part D) Helping Attitude :-

1. Helping Approach towards varied academic interest of Students
2. Helps students by providing study material that is not readily available in the textbooks say through resources, e-journals, reference books, open course wares, etc.
3. Helps students irrespective of ethnicity and culture/background
4. Help students irrespective of gender
5. Help students facing physical, emotional and learning challenges
6. Approach towards developing professional skills among students
7. Help students in realizing career goals.
8. Helps students in realizing their strengths and developmental needs.



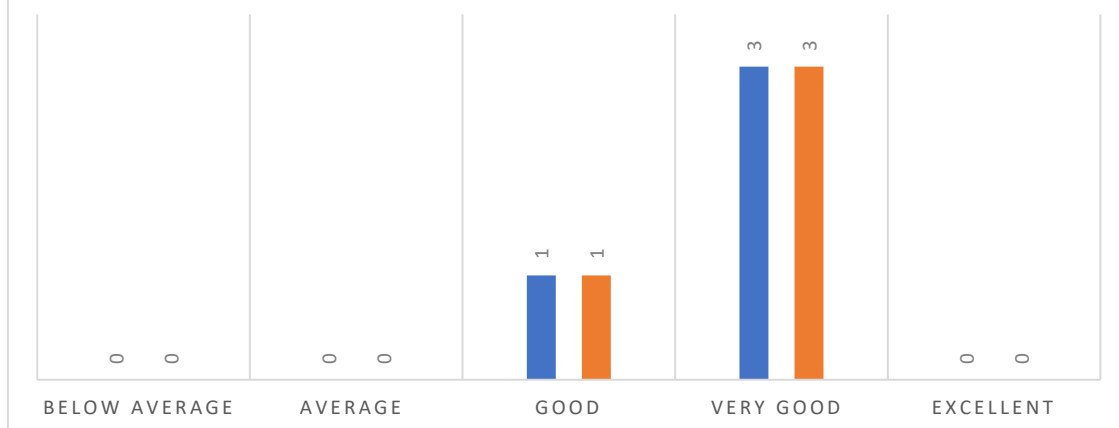
Graph

Part E) Online Teaching / Laboratory Interaction:-

1. How effective was online teaching and the use of e-resources by the teacher
2. Rate the effective use of various resource rooms/laboratories by the teacher for practical sessional.

ONLLINE TEACHING /LABORATORY INTERACTION

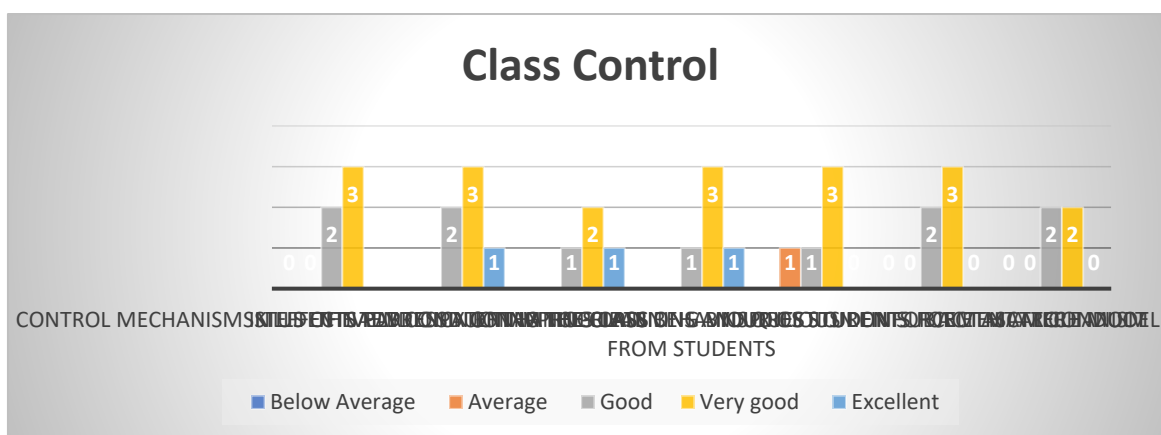
- How effective was online teaching and the use of e-resources by the teacher
- Rate the effective use of various resource rooms/laboratories by the teacher for practical session



Graph

Part F) Class Control :-

- Control mechanism in effectively conducting the class.
- Students participation in the class
- Skills of addressing inappropriate behaviour of student
- The tendency of inviting opinions and question on subject matter from students
- Enhances learning by judicious reinforcement mechanism
- Inspires Students for ethical conduct
- Act as a role model



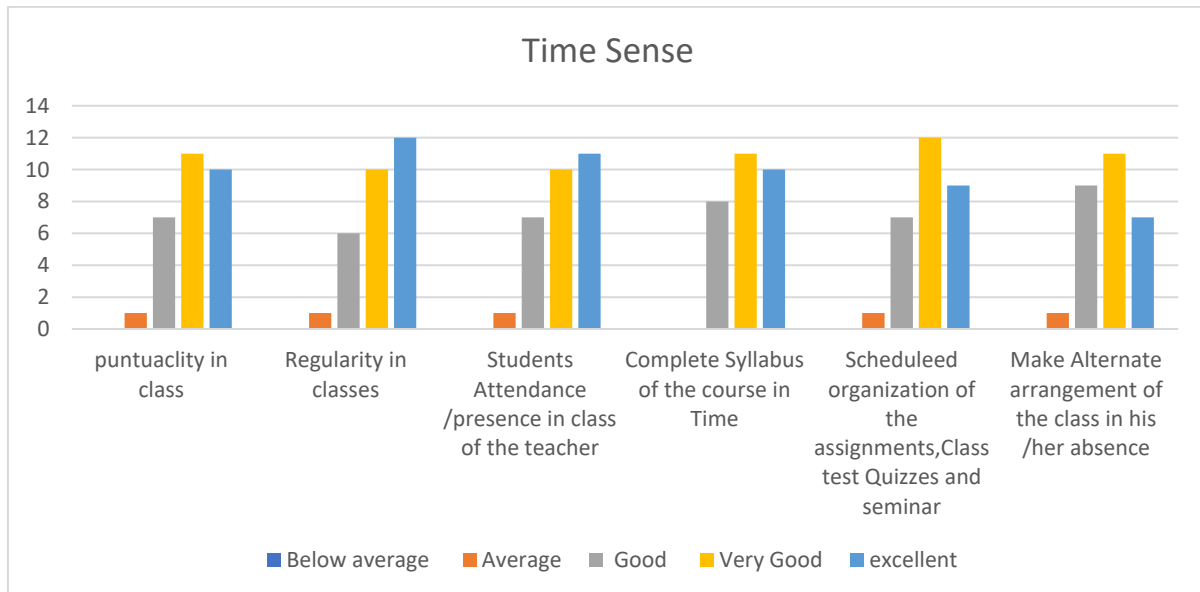
Graph

Students Comments:- Teaching Was Good , overall teaching was good .

Name of Teacher :- Ms. Indu Sharma
Subject :- Understanding Discipline and Subjects
Number of Students:-100

Part A) Time Sense :-

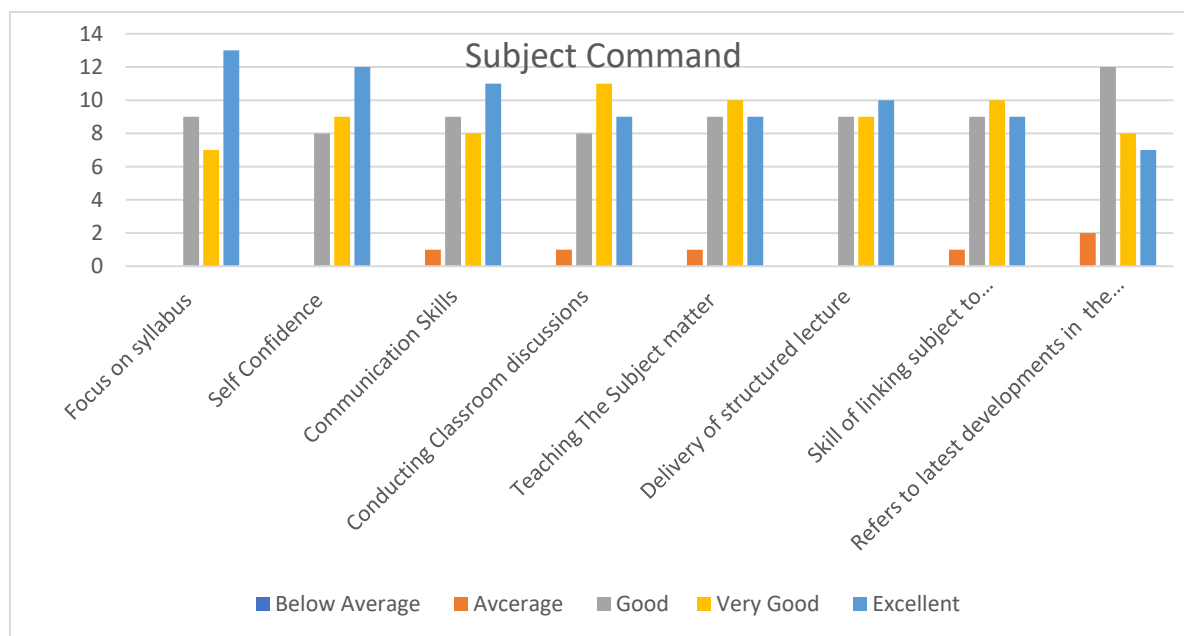
1. Punctuality in class .
2. Regularity in classes
3. Students Attendance /presence in class of the teacher
4. Complete Syllabus of the course in Time
5. Scheduled organization of the assignments,Class test Quizzes and seminar
6. Make Alternate arrangement of the class in his /her absence



Graph

Part B) Subject Command :-

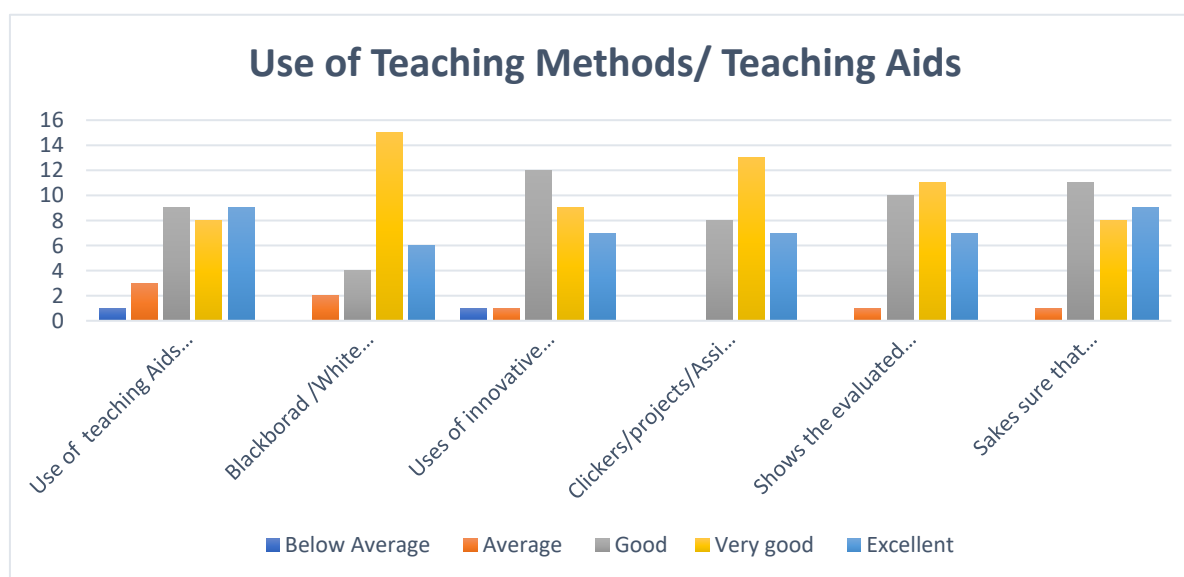
1. Focus on syllabus
2. Self Confidence
3. Communication Skills
4. Conducting Classroom discussions
5. Teaching The Subject matter
6. Delivery of structured lecture
7. Skill of linking subject to life experience and creating interest in the subject
8. Refers to latest developments in the field



Graph

Part C) use of Teaching Methods /Teaching Aids:-

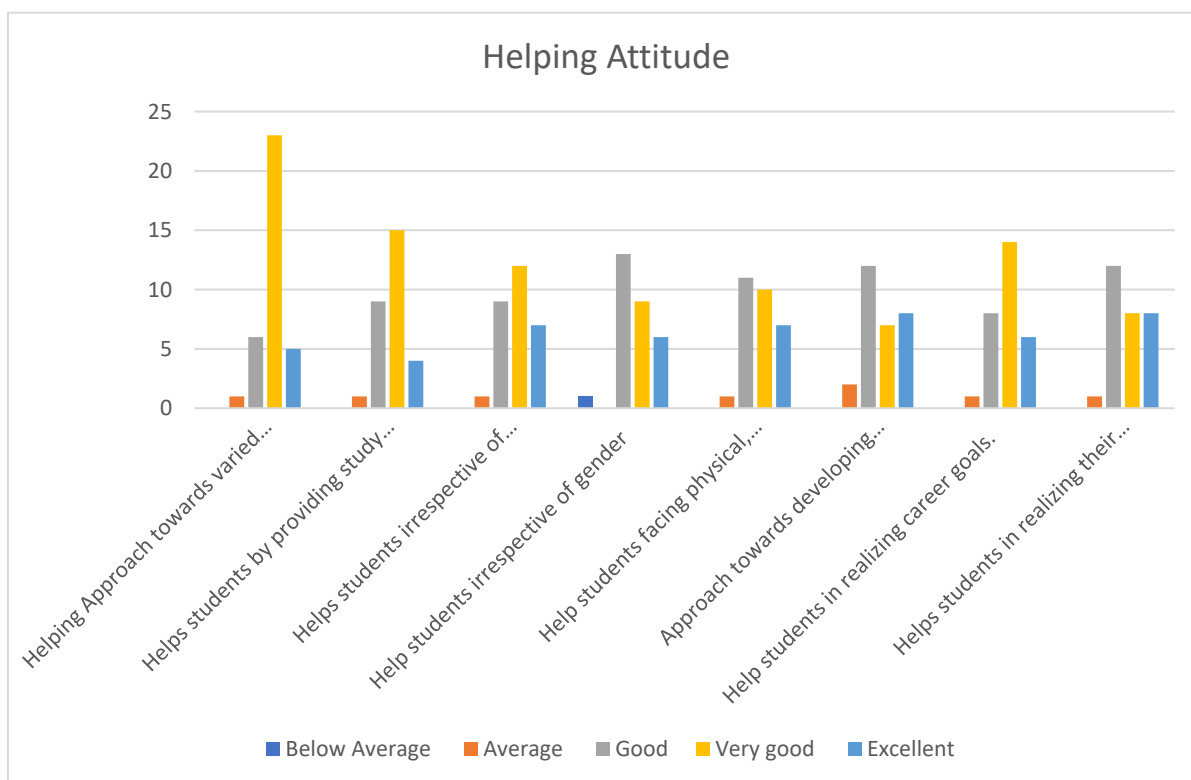
1. Use of teaching Aids (OHP/ Blackboard/PPT'S)
2. Blackboard /White board work in terms
3. Uses of innovative teaching methods
4. clickers/projects/Assignments/seminars etc.)Share the answers to the class tests or Sessional test questions after the conduct of the class test, Sessional tests
5. Shows the evaluated answer books of class tests to the students
6. Makes sure that he/she is being understood.



Graph

Part D) Helping Attitude :-

1. Helping Approach towards varied academic interest of Students
2. Helps students by providing study material that is not readily available in the textbooks say through resources, e-journals, reference books, open course wares, etc.
3. Helps students irrespective of ethnicity and culture/background
4. Help students irrespective of gender
5. Help students facing physical, emotional and learning challenges
6. Approach towards developing professional skills among students
7. Help students in realizing career goals.
8. Helps students in realizing their strengths and developmental needs.



Graph

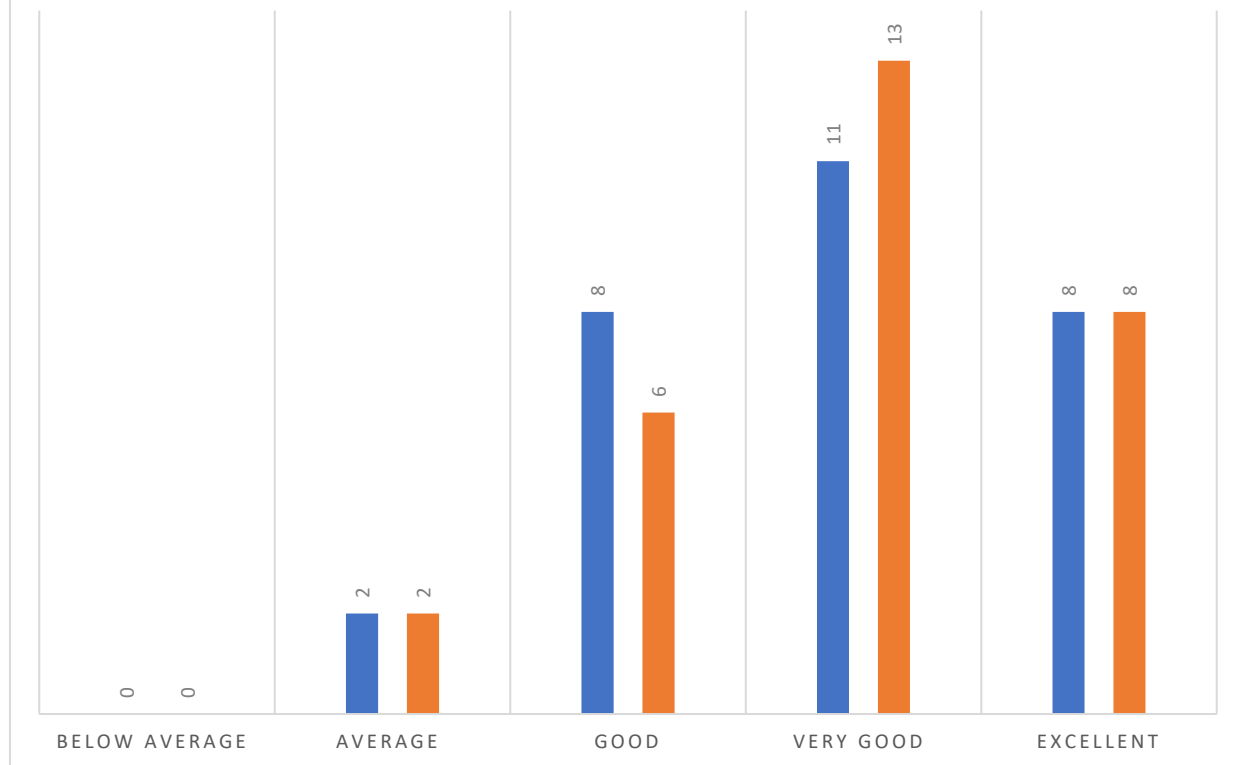
Part E) Online Teaching/ Laboratory Interaction :-

1. How effective was online teaching and the use of e-resources by the teacher
2. Rate the effective use of various resource rooms/laboratories by the teacher for practical sessional

ONLINE TEACHING /LABORATORY INTERACTION

■ How effective was online teaching and the use of e-resources by the teacher

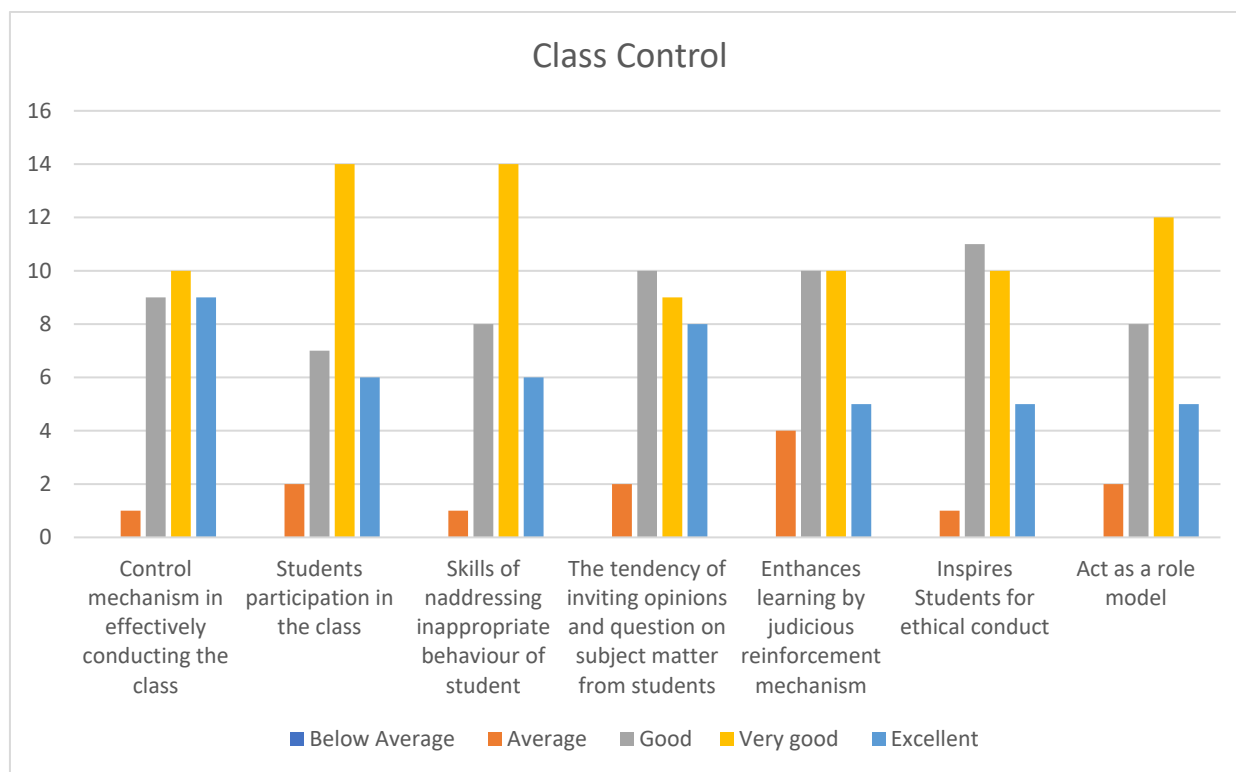
■ Rate the effective use of various resource rooms/laboratories by the teacher for practical session



Graph

Part F) Class Control :-

1. control mechanism in effectively conducting the class.
2. Students participation in the class
3. Skills of addressing inappropriate behaviour of student
4. The tendency of inviting opinions and question on subject matter from students
5. Enhances learning by judicious reinforcement mechanism
6. Inspires Students for ethical conduct
7. Act as a role model



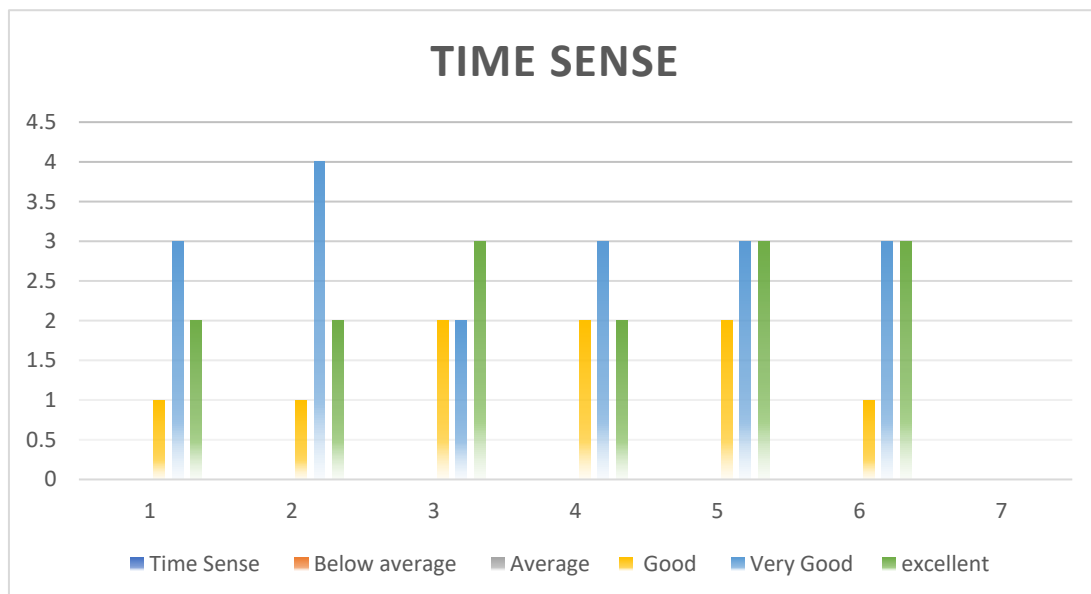
Graph

Student Comments :-Explaining of content is very good,Good teacher, overall teaching was good.

Name Of teacher :- Mrs. Neha Dogra
Subject :- Inclusive School
Number of students :-100

Part A) Time sense:-

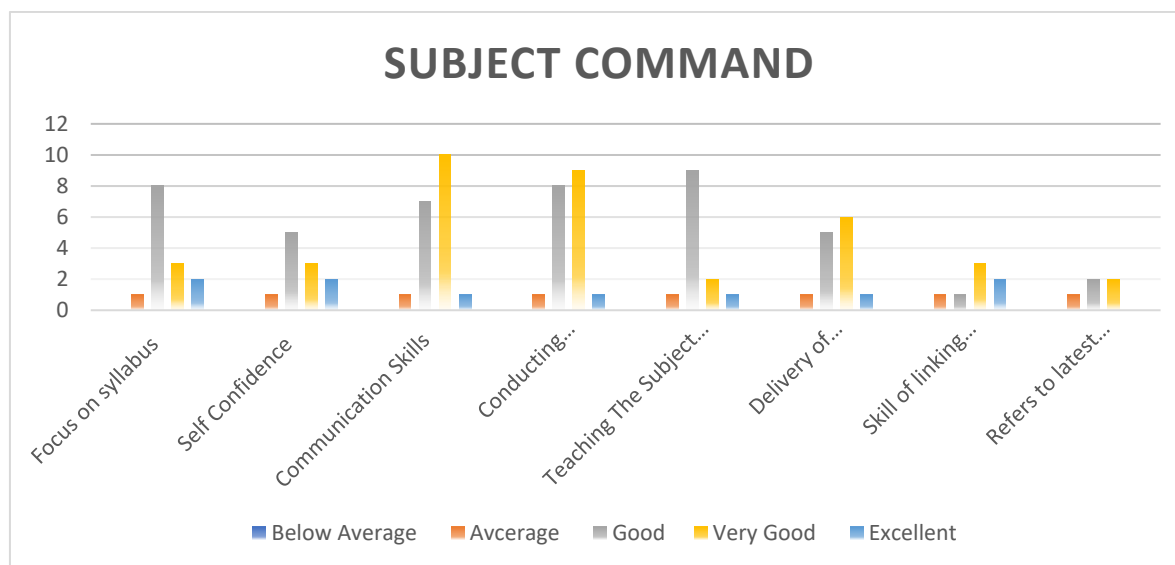
1. Punctuality in class .
2. Regularity in classes
3. Students Attendance /presence in class of the teacher
4. Complete Syllabus of the course in Time
5. Scheduled organization of the assignments,Class test Quizzes and seminar
6. Make Alternate arrangement of the class in his /her absence



Graph

Part B) Subject Command :-

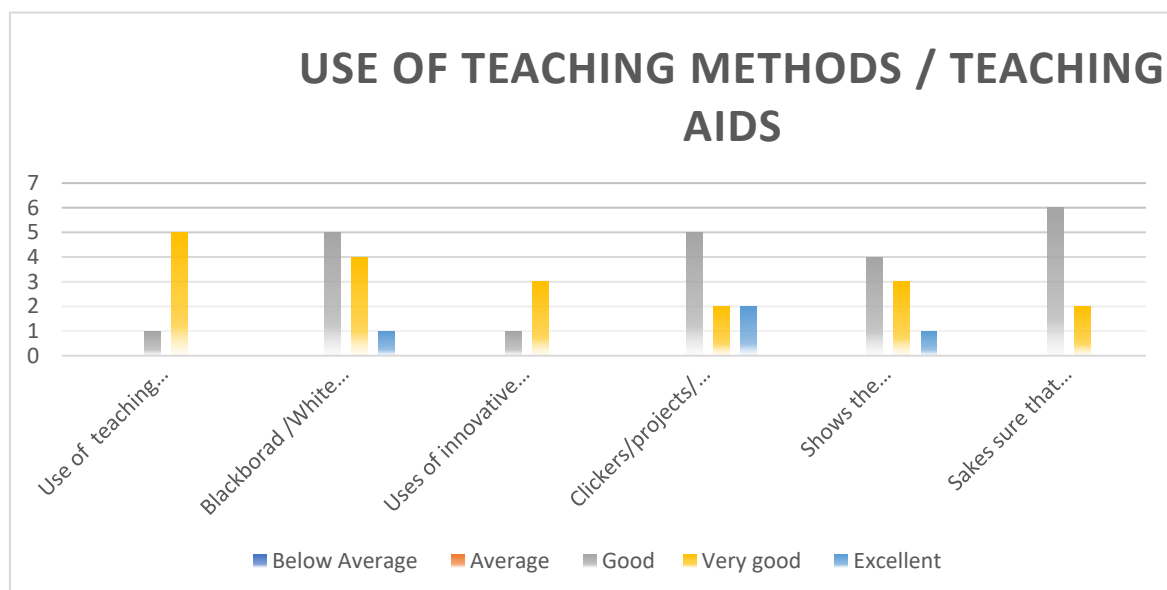
1. Focus on syllabus
2. Self Confidence
3. Communication Skills
4. Conducting Classroom discussions
5. Teaching The Subject matter
6. Delivery of structured lecture
7. Skill of linking subject to life experience and creating interest in the subject
8. Refers to latest developments in the field



Graph

Part C) Use of Teaching Methods /Teaching Aids:-

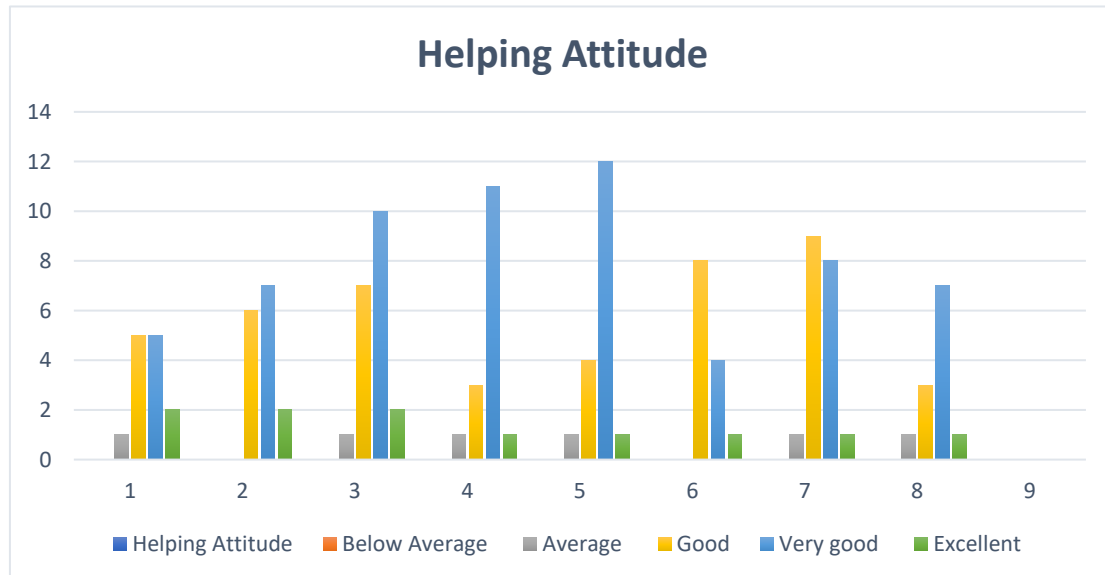
1. Use of teaching Aids (OHP/ Blackboard/PPT'S)
2. Blackboard /White board work in terms
3. Uses of innovative teaching methods
4. clickers/projects/Assignments/seminars etc.)Share the answers to the class tests or Sessional test questions after the conduct of the class test, Sessional tests
5. Shows the evaluated answer books of class tests to the students
6. Makes sure that he/she is being understood



Graph

Part D) Helping Attitude: -

1. Helping Approach towards varied academic interest of Students
2. Helps students by providing study material that is not readily available in the textbooks say through resources, e-journals, reference books, open course wares, etc.
3. Helps students irrespective of ethnicity and culture/background
4. Help students irrespective of gender
5. Help students facing physical, emotional and learning challenges
6. Approach towards developing professional skills among students
7. Help students in realizing career goals.
8. Helps students in realizing their strengths and developmental needs

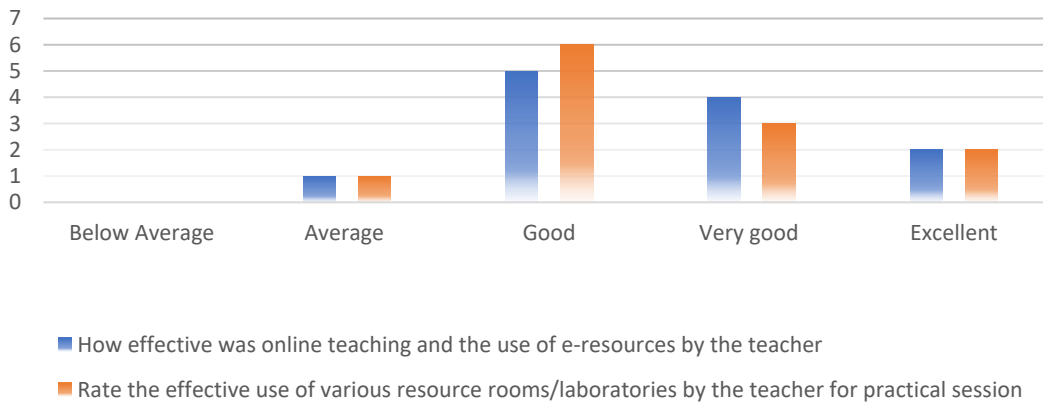


Graph

Part E) Online Teaching /Laboratory Interaction:-

3. How effective was online teaching and the use of e-resources by the teacher
4. Rate the effective use of various resource rooms/laboratories by the teacher for practical sessional.

ONLINE TEACHING/LABORATORY INTERACTION

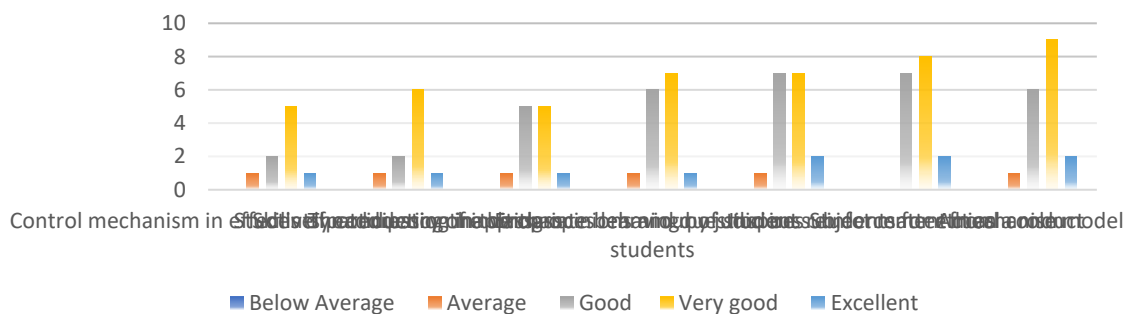


Graph

Part F) Class Control: -

15. Control mechanism in effectively conducting the class.
16. Students participation in the class
17. Skills of addressing inappropriate behaviour of student
18. The tendency of inviting opinions and question on subject matter from students
19. Enhances learning by judicious reinforcement mechanism
20. Inspires Students for ethical conduct
- 21. Act as a role model**

CLASS CONTROL



Graph

Students comments :- Teaching was effective , Content Explanation was good ,overall teaching was effective .

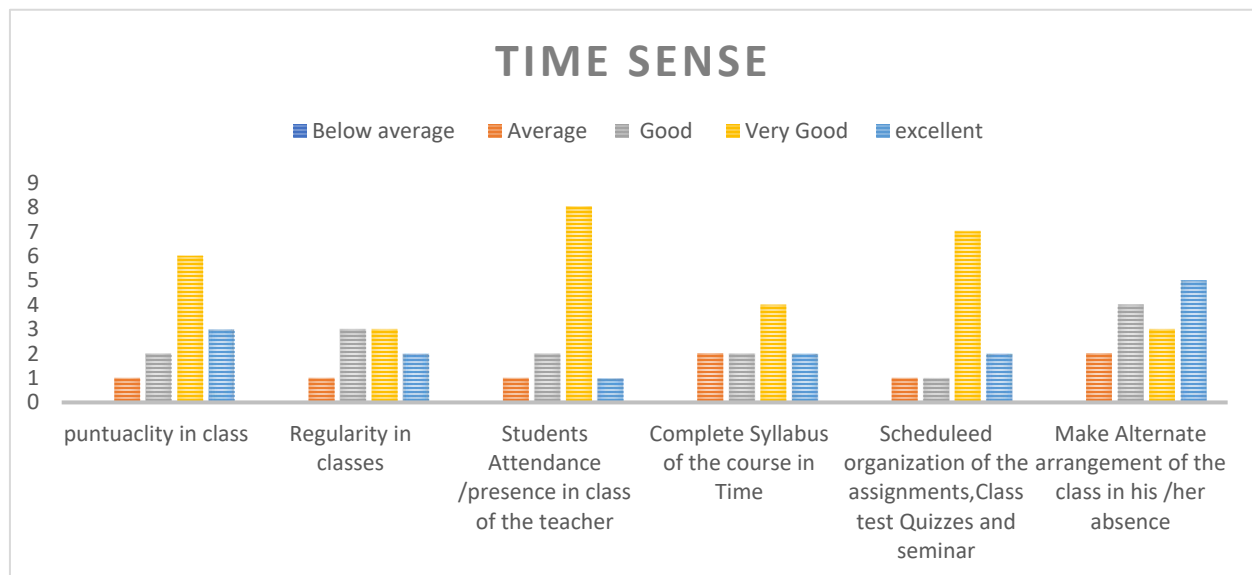
Name of Teacher :- Mrs. Sunidhi Kumari

Subject :- ICT in Teaching learning process

Number of Students :- 100

Part A) Time Sense:-

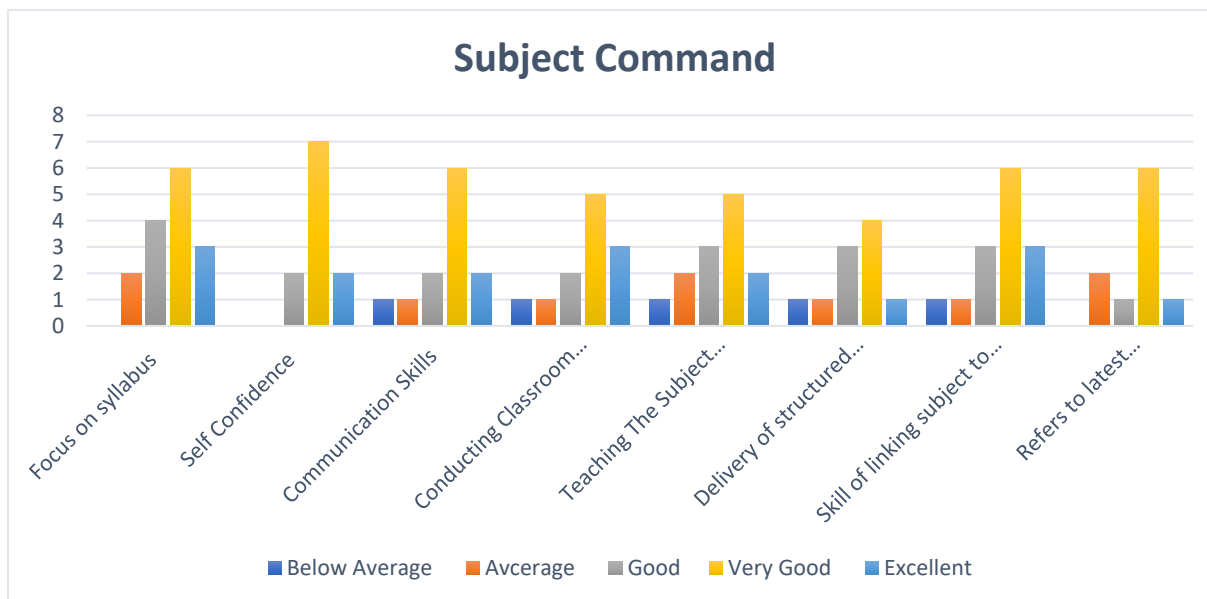
1. Punctuality in class .
2. Regularity in classes
3. Students Attendance /presence in class of the teacher
4. Complete Syllabus of the course in Time
5. Scheduled organization of the assignments,Class test Quizzes and seminar
6. Make Alternate arrangement of the class in his /her absence



Graph

Part B) Subject Command :-

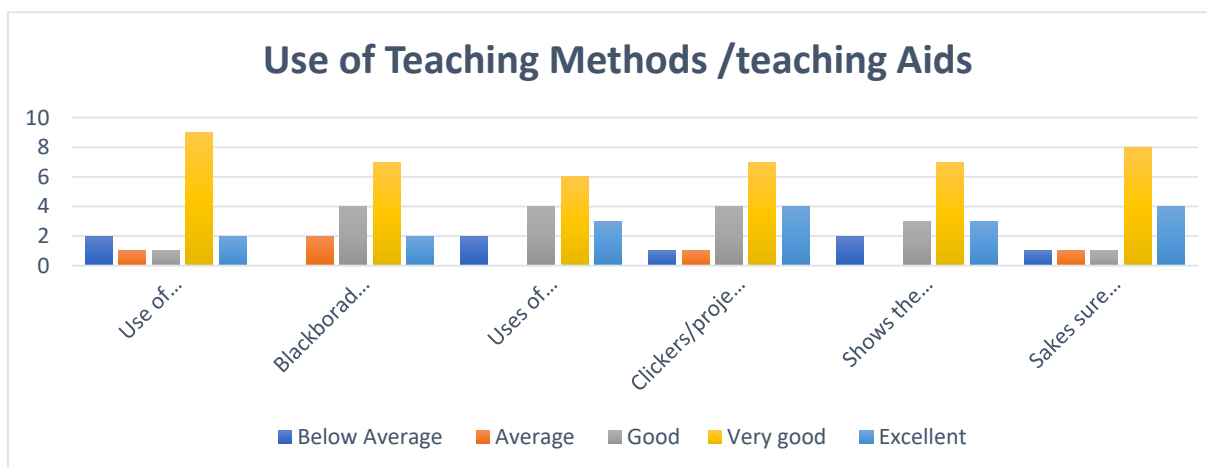
1. Focus on syllabus
2. Self Confidence
3. Communication Skills
4. Conducting Classroom discussions
5. Teaching The Subject matter
6. Delivery of structured lecture
7. Skill of linking subject to life experience and creating interest in the subject
8. Refers to latest developments in the field



Graph

Part C) Use of Teaching Methods /Teaching Aids:-

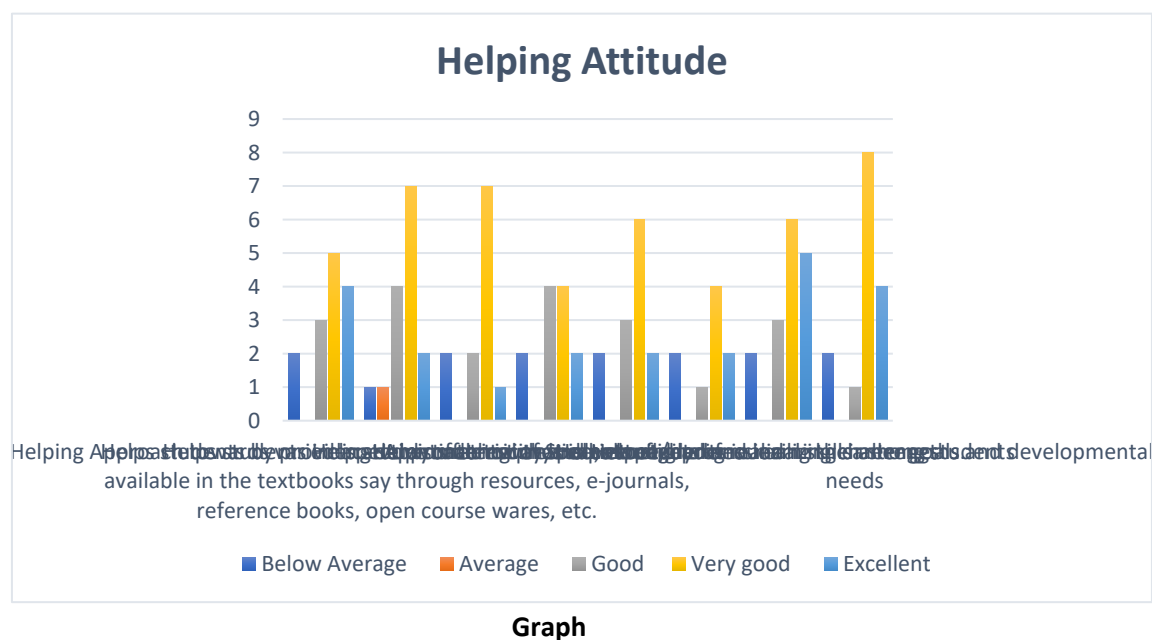
1. Use of teaching Aids (OHP/ Blackboard/PPT'S)
2. Blackboard /White board work in terms
3. Uses of innovative teaching methods
4. clickers/projects/Assignments/seminars etc.)Share the answers to the class tests or Sessional test questions after the conduct of the class test, Sessional tests
5. Shows the evaluated answer books of class tests to the students
6. Makes sure that he/she is being understood



Graph

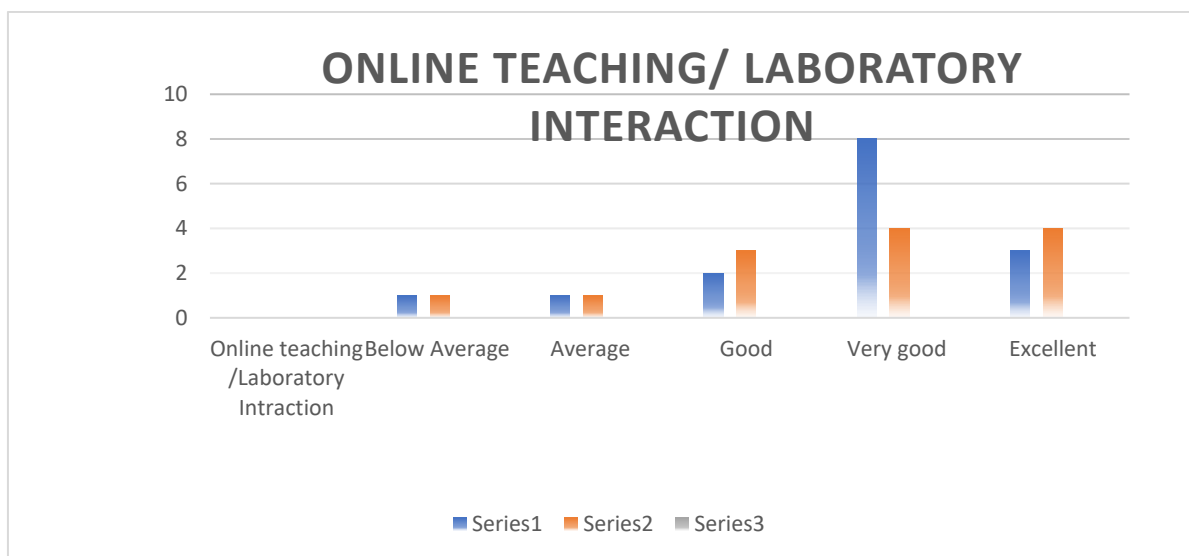
Part D) Helping Attitude: -

1. Helping Approach towards varied academic interest of Students
2. Helps students by providing study material that is not readily available in the textbooks say through resources, e-journals, reference books, open course wares, etc.
3. Helps students irrespective of ethnicity and culture/background
4. Help students irrespective of gender
5. Help students facing physical, emotional and learning challenges
6. Approach towards developing professional skills among students
7. Help students in realizing career goals.
8. Helps students in realizing their strengths and developmental needs.



Part E) Online Teaching /Laboratory Interaction:-

5. How effective was online teaching and the use of e-resources by the teacher
6. Rate the effective use of various resource rooms/laboratories by the teacher for practical sessional.

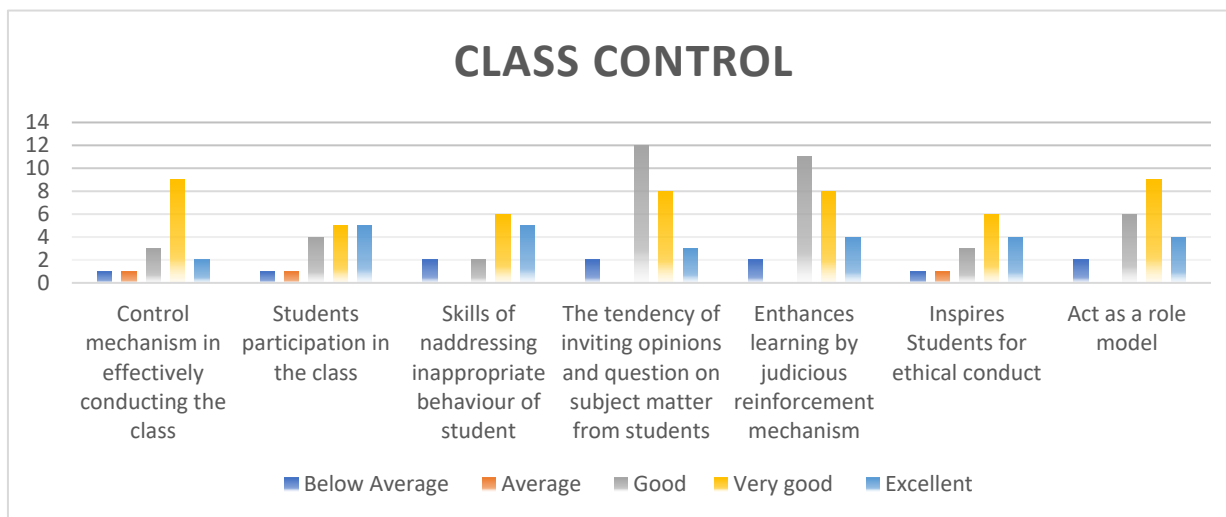


Graph

H) Class Control: -

1. Control mechanism in effectively conducting the class.
2. Students participation in the class
3. Skills of addressing inappropriate behaviour of student
4. The tendency of inviting opinions and question on subject matter from students
5. Enhances learning by judicious reinforcement mechanism
6. Inspires Students for ethical conduct

7. Act as a role model



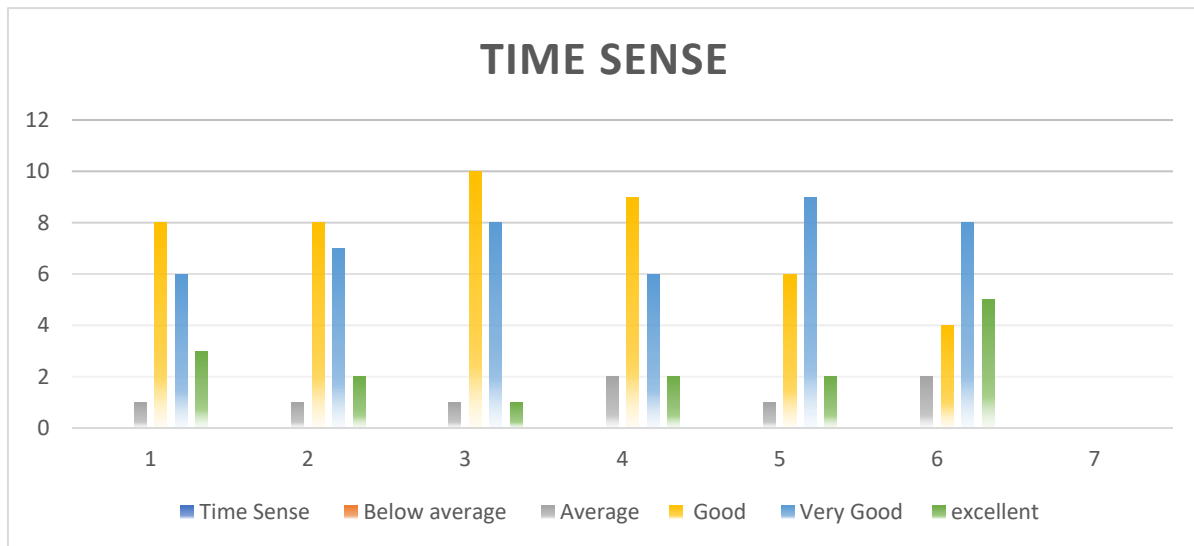
Graph

Students Comments: - Teaching Was good , Content Explanation was effective , overall teaching was good .

Name of Teacher :- Mrs. Nitasha Walia
Subjects :- Knowledge and curriculum
Number of Students :- 100

Part A) Time Sense :-

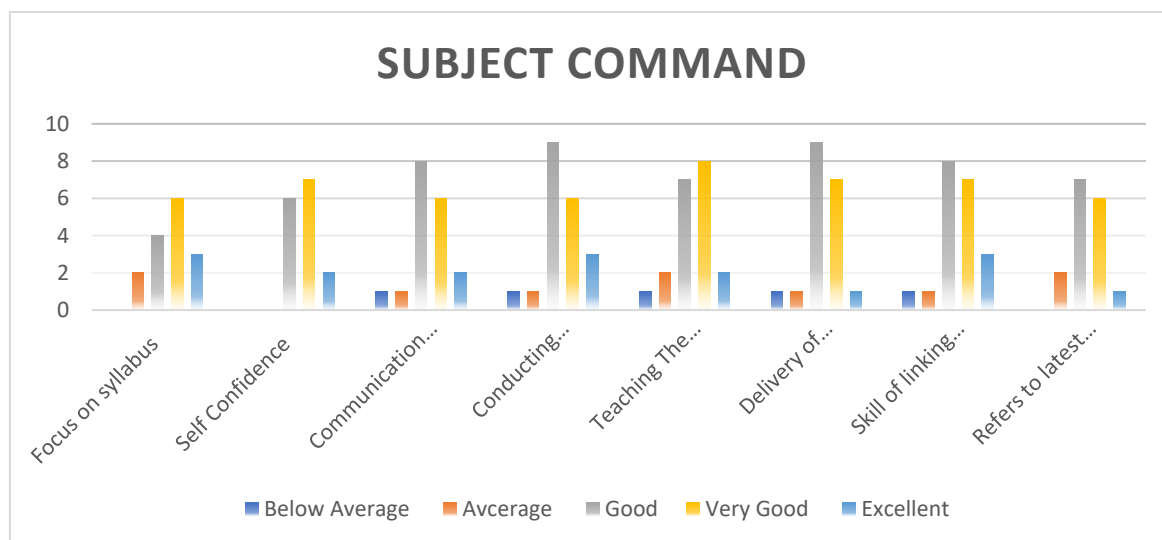
1. Punctuality in class .
2. Regularity in classes
3. Students Attendance /presence in class of the teacher
4. Complete Syllabus of the course in Time
5. Scheduled organization of the assignments,Class test Quizzes and seminar
6. Make Alternate arrangement of the class in his /her absence



Graph

Part B) Subject Command: -

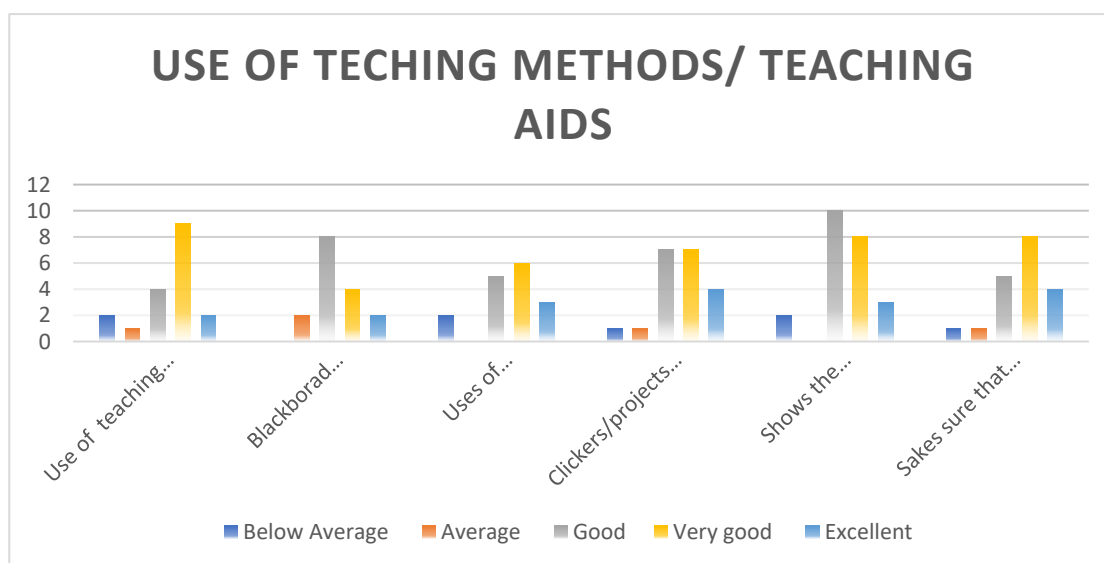
1. Focus on syllabus
2. Self Confidence
3. Communication Skills
4. Conducting Classroom discussions
5. Teaching The Subject matter
6. Delivery of structured lecture
7. Skill of linking subject to life experience and creating interest in the subject
8. Refers to latest developments in the field.



Group

Part C) Use of Teaching Methods /Teaching Aids:-

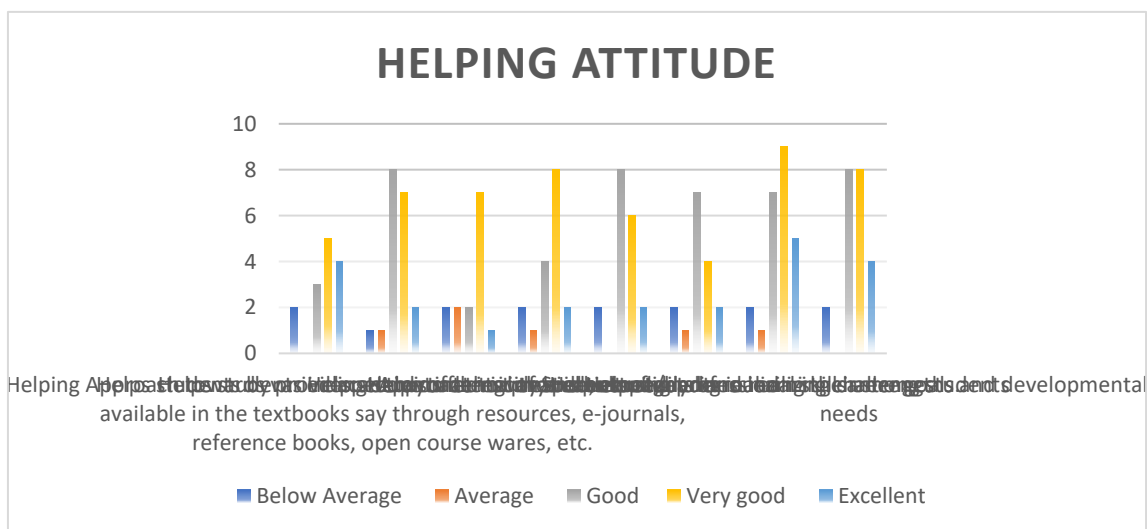
1. Use of teaching Aids (OHP/ Blackboard/PPT'S)
2. Blackboard /White board work in terms
3. Uses of innovative teaching methods
4. clickers/projects/Assignments/seminars etc.)Share the answers to the class tests or Sessional test questions after the conduct of the class test, Sessional tests
5. Shows the evaluated answer books of class tests to the students
6. Makes sure that he/she is being understood



Graph

Part D) Helping Attitude: -

1. Helping Approach towards varied academic interest of Students
2. Helps students by providing study material that is not readily available in the textbooks say through resources, e-journals, reference books, open course wares, etc.
3. Helps students irrespective of ethnicity and culture/background
4. Help students irrespective of gender
5. Help students facing physical, emotional and learning challenges
6. Approach towards developing professional skills among students
7. Help students in realizing career goals.
8. Helps students in realizing their strengths and developmental needs

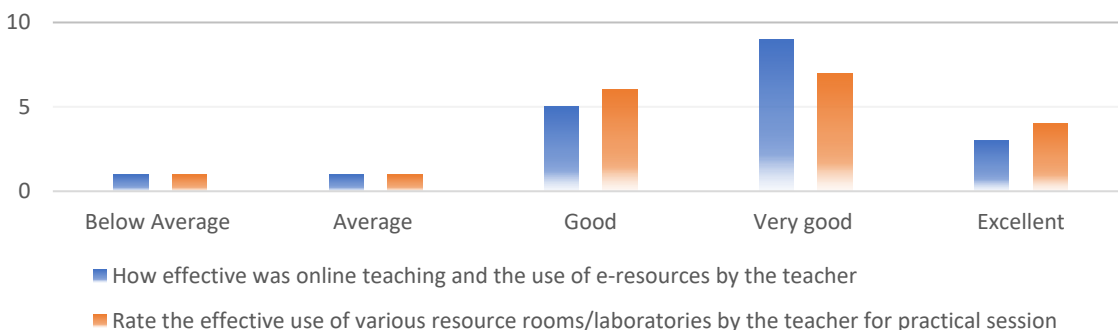


Graph

Part E) Online Teaching /Laboratory Interaction:-

1. How effective was online teaching and the use of e-resources by the teacher
2. Rate the effective use of various resource rooms/laboratories by the teacher for practical sessional.

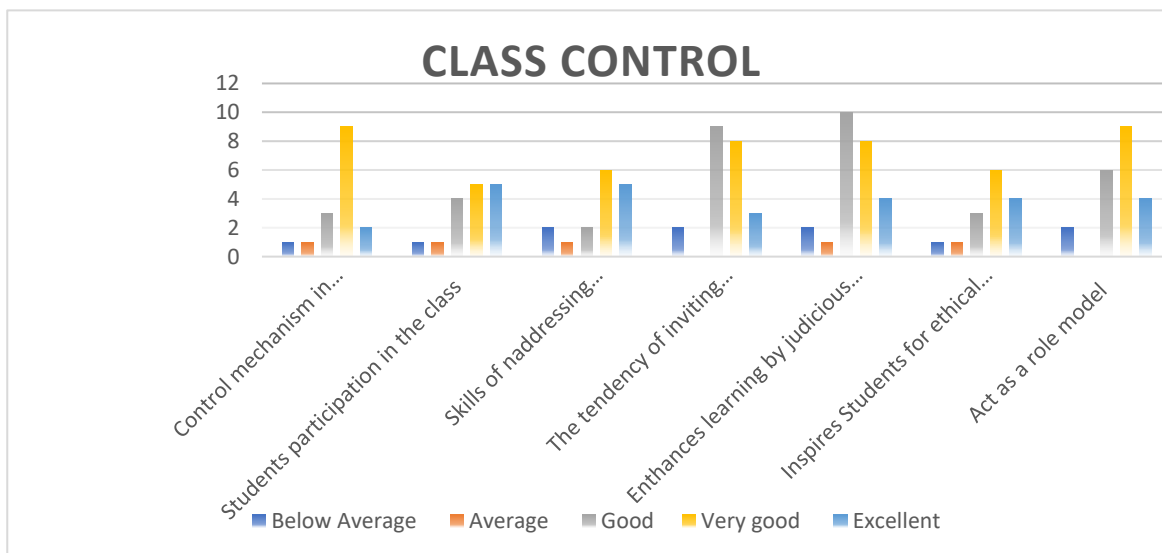
ONLINE TEACHING/ LABORATORY INTERACTION



Graph

Part F) Class Control: -

1. Control mechanism in effectively conducting the class.
2. Students participation in the class
3. Skills of addressing inappropriate behaviour of student
4. The tendency of inviting opinions and question on subject matter from students
5. Enhances learning by judicious reinforcement mechanism
6. Inspires Students for ethical conduct
7. Act as a role model



Graph

Students Comments :- Teaching was good , Content Clarity was good , overall teaching was effective .

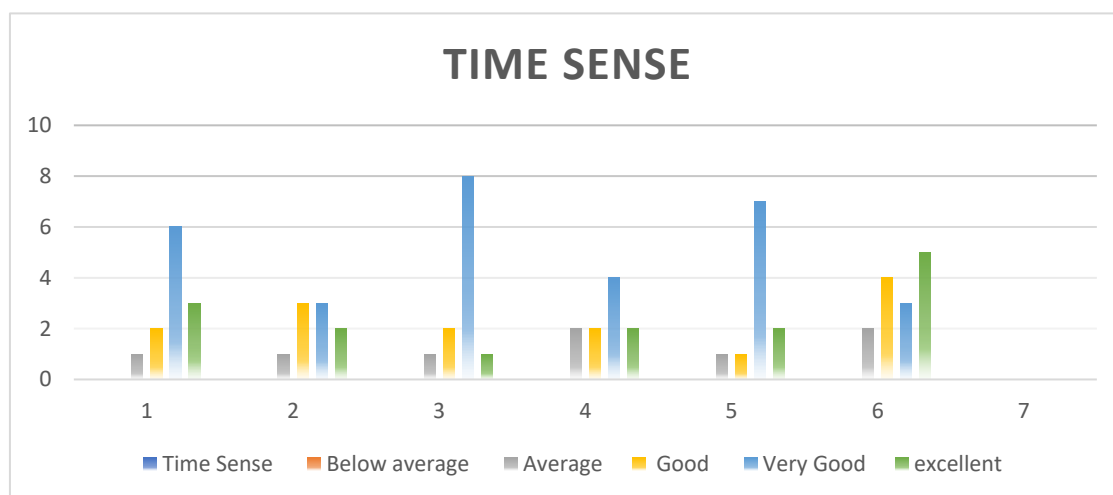
Name of Teacher : - Mrs. Madhuri

Subject:-Guidance & Counseling

Number of Students :-100

Part A) Time Sense: -

1. Punctuality in class .
2. Regularity in classes
3. Students Attendance /presence in class of the teacher
4. Complete Syllabus of the course in Time
5. Scheduled organization of the assignments,Class test Quizzes and seminar
6. Make Alternate arrangement of the class in his /her absence

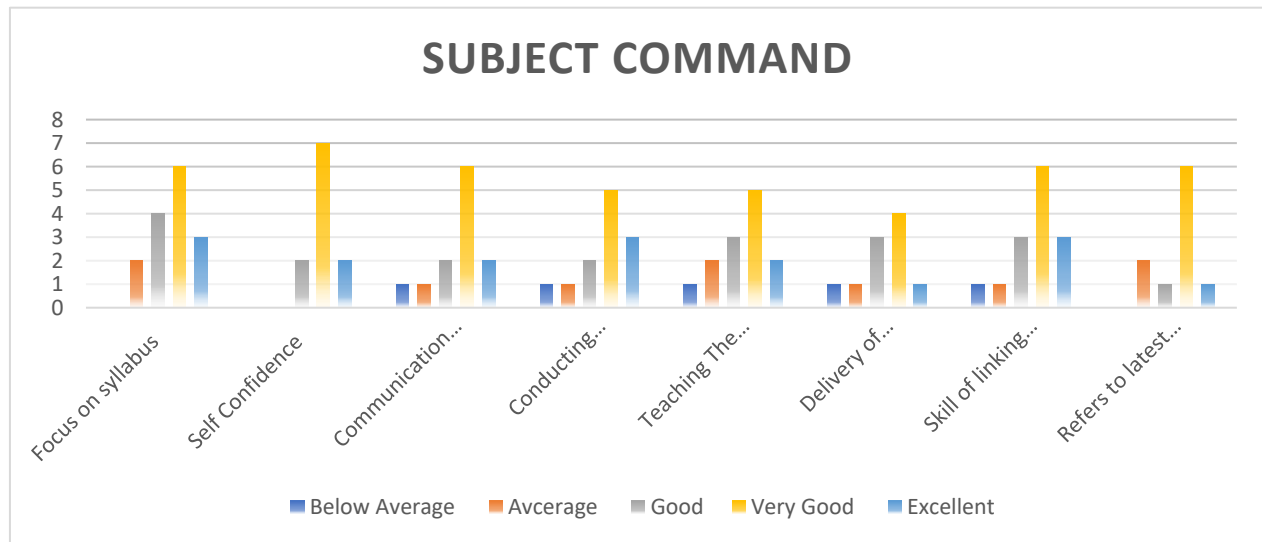


Graph

Part B) Subject Command: -

1. Focus on syllabus
2. Self Confidence
3. Communication Skills
4. Conducting Classroom discussions
5. Teaching The Subject matter
6. Delivery of structured lecture
7. Skill of linking subject to life experience and creating interest in the subject

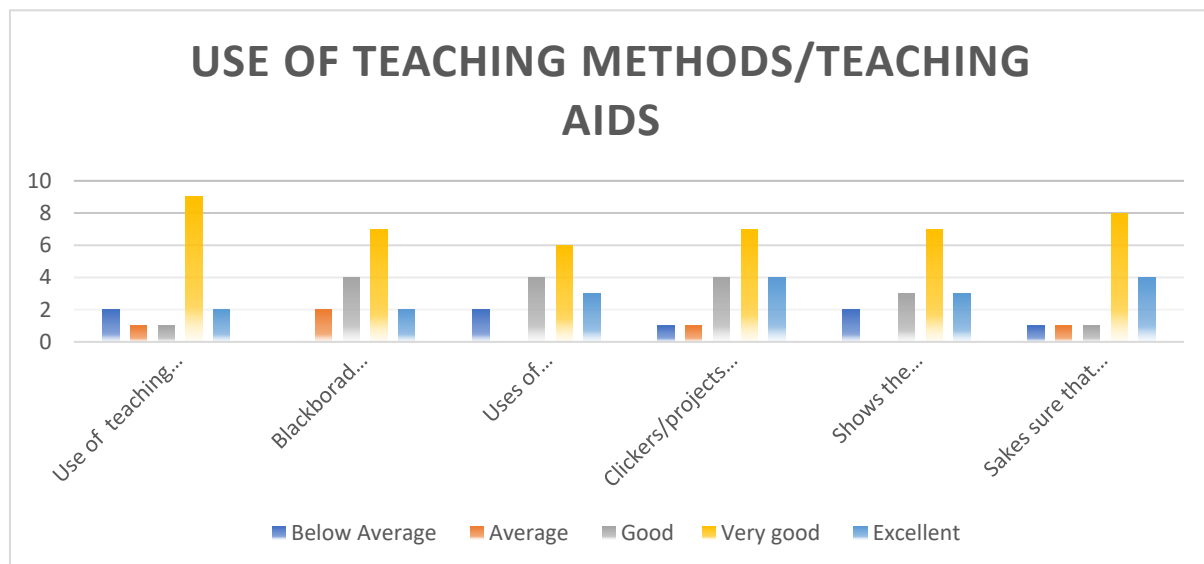
8. Refers to latest developments in the field



Graph

Part C) Use of Teaching Methods /Teaching Aids:-

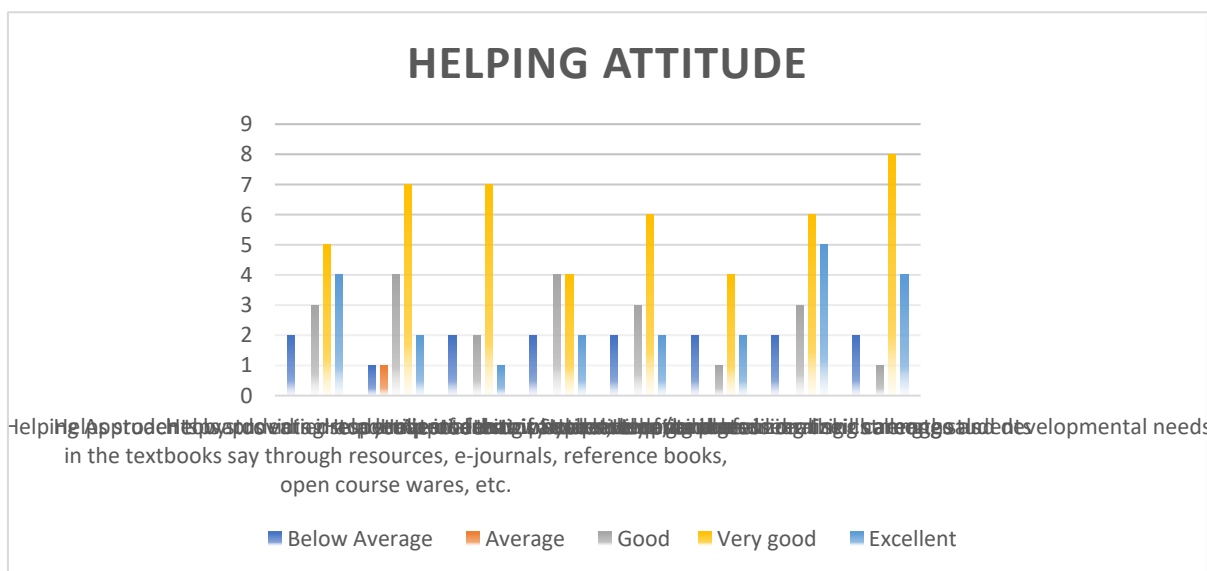
1. Use of teaching Aids (OHP/ Blackboard/PPT'S)
2. Blackboard /White board work in terms
3. Uses of innovative teaching methods
4. clickers/projects/Assignments/seminars etc.)Share the answers to the class tests or Sessional test questions after the conduct of the class test, Sessional tests
5. Shows the evaluated answer books of class tests to the students
6. Makes sure that he/she is being understood



Graph

Part D) Helping Attitude: -

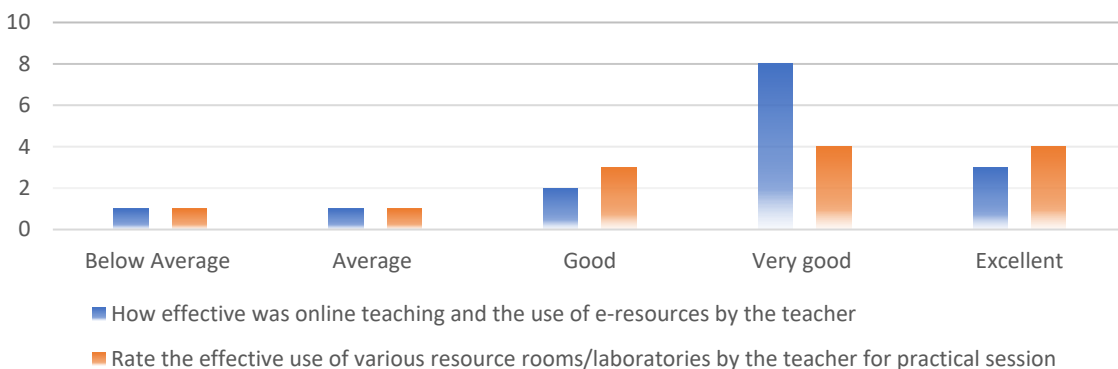
1. Helping Approach towards varied academic interest of Students
2. Helps students by providing study material that is not readily available in the textbooks say through resources, e-journals, reference books, open course wares, etc.
3. Helps students irrespective of ethnicity and culture/background
4. Help students irrespective of gender
5. Help students facing physical, emotional and learning challenges
6. Approach towards developing professional skills among students
7. Help students in realizing career goals.
8. Helps students in realizing their strengths and developmental needs.



Part E) Online Teaching /Laboratory Interaction:-

1. How effective was online teaching and the use of e-resources by the teacher
2. Rate the effective use of various resource rooms/laboratories by the teacher for practical Sessional.

ONLINE TEACHING /LABORATORY INTERACTION

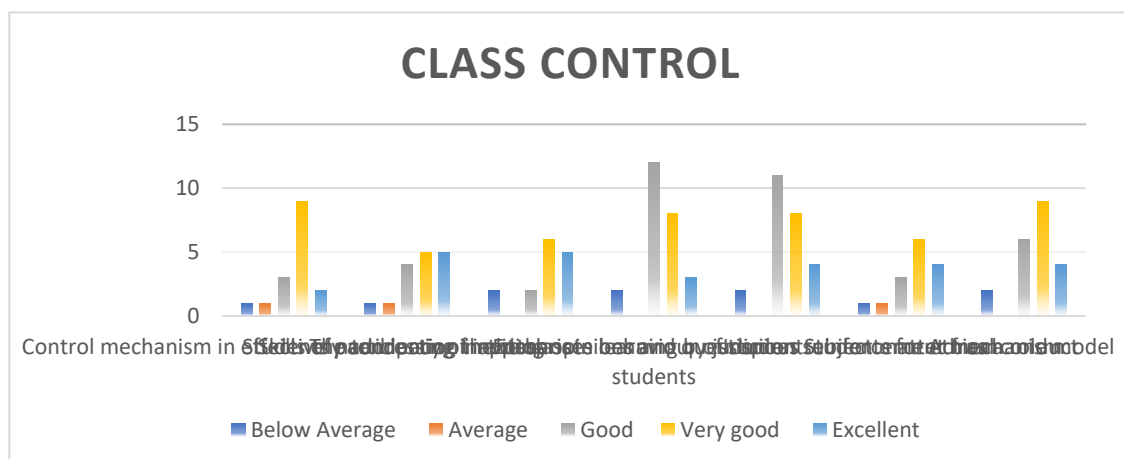


Graph

Part F) Class Control: -

1. Control mechanism in effectively conducting the class.
2. Students participation in the class
3. Skills of addressing inappropriate behaviour of student
4. The tendency of inviting opinions and question on subject matter from students
5. Enhances learning by judicious reinforcement mechanism
6. Inspires Students for ethical conduct

7. Act as a role model



Graph

Students Comments :- Teaching Was satisfactory , content was explain good , overall teaching was good .

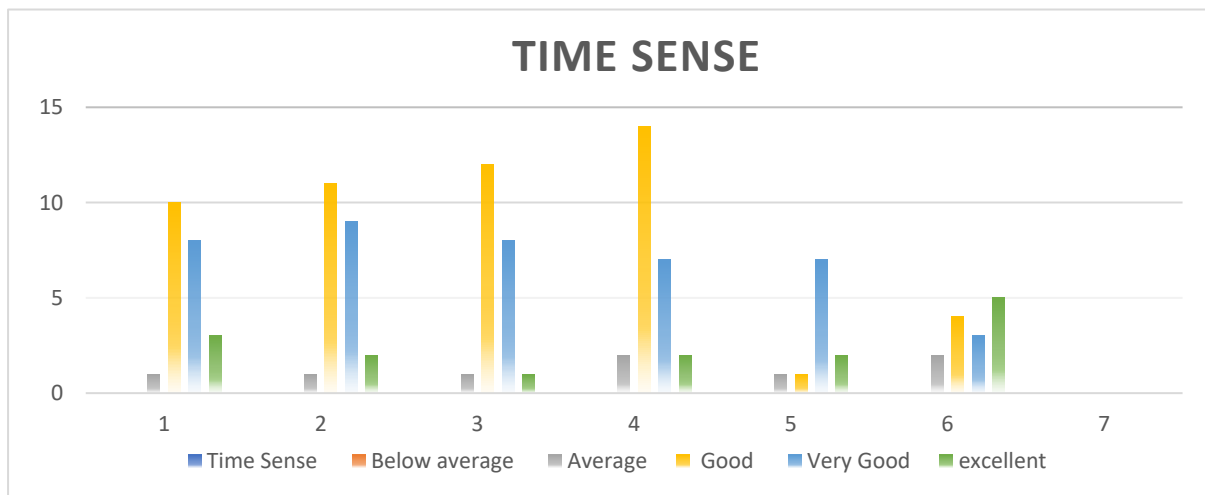
Name of Teacher :- Mrs. Priyanka

Subject:-Knowledge and Curriculum

Umber of Students :-100

Part A) Time Sense: -

1. Punctuality in class .
2. Regularity in classes
3. Students Attendance /presence in class of the teacher
4. Complete Syllabus of the course in Time
5. Scheduled organization of the assignments,Class test Quizzes and seminar
6. Make Alternate arrangement of the class in his /her absence

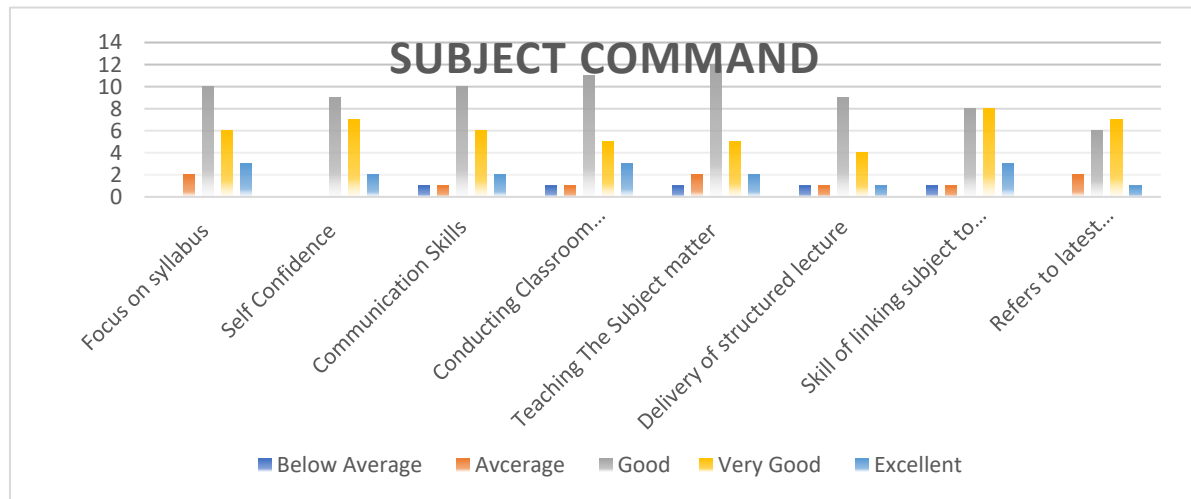


Graph

Part B) Subject Command: -

1. Focus on syllabus
2. Self Confidence
3. Communication Skills
4. Conducting Classroom discussions
5. Teaching The Subject matter
6. Delivery of structured lecture
7. Skill of linking subject to life experience and creating interest in the subject

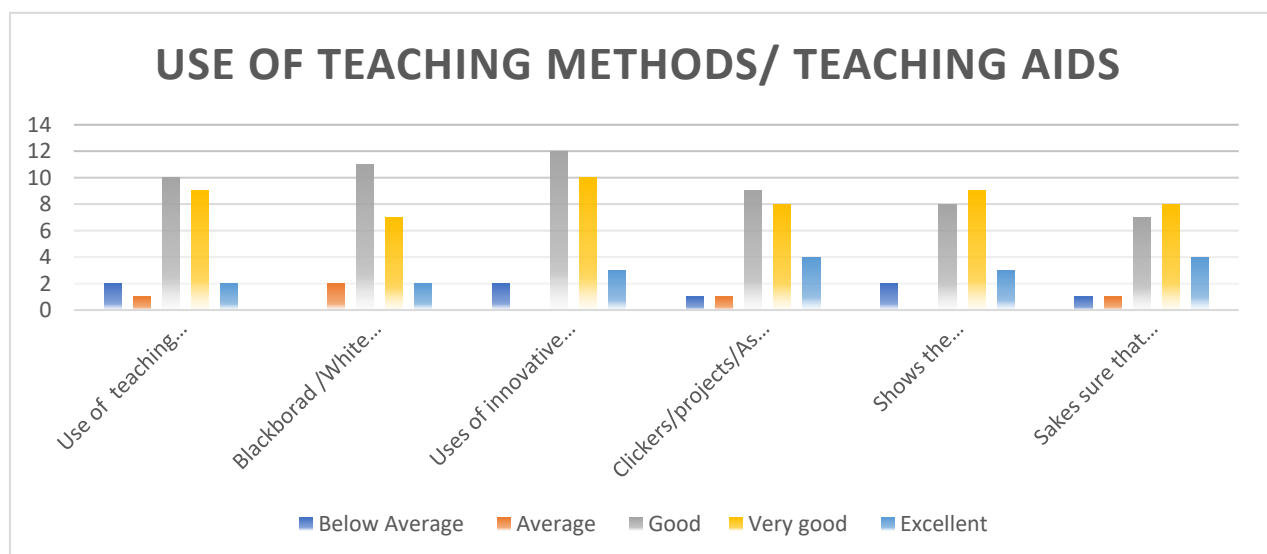
8. Refers to latest developments in the field



Graph

Part C) Use of Teaching Methods /Teaching Aids:-

1. Use of teaching Aids (OHP/ Blackboard/PPT'S)
2. Blackboard /White board work in terms
3. Uses of innovative teaching methods
4. clickers/projects/Assignments/seminars etc.)Share the answers to the class tests or Sessional test questions after the conduct of the class test, Sessional tests
5. Shows the evaluated answer books of class tests to the students
6. Makes sure that he/she is being understood



Graph

Part D) Helping Attitude: -

1. Helping Approach towards varied academic interest of Students
2. Helps students by providing study material that is not readily available in the textbooks say through resources, e-journals, reference books, open course wares, etc.
3. Helps students irrespective of ethnicity and culture/background
4. Help students irrespective of gender
5. Help students facing physical, emotional and learning challenges
6. Approach towards developing professional skills among students
7. Help students in realizing career goals.
8. Helps students in realizing their strengths and developmental needs.

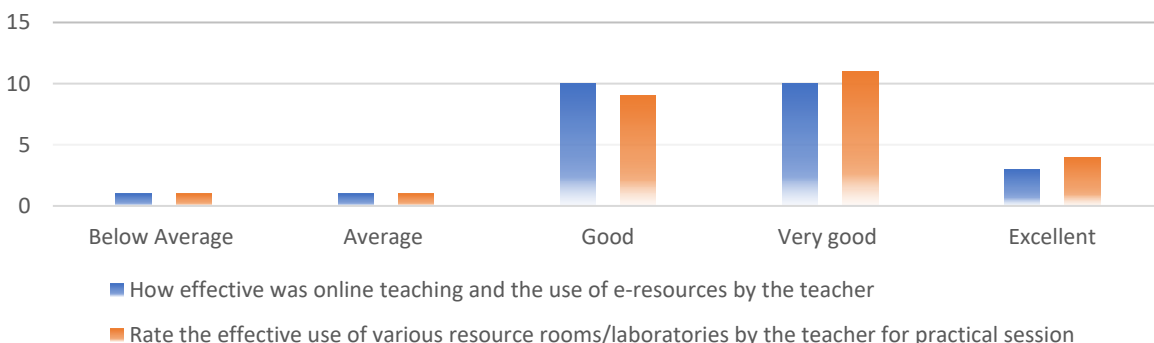


Graph

Part E) Online Teaching /Laboratory Interaction:-

7. How effective was online teaching and the use of e-resources by the teacher
8. Rate the effective use of various resource rooms/laboratories by the teacher for practical Sessional.

ONLINE TEACHING / LABORATORY INTERACTION

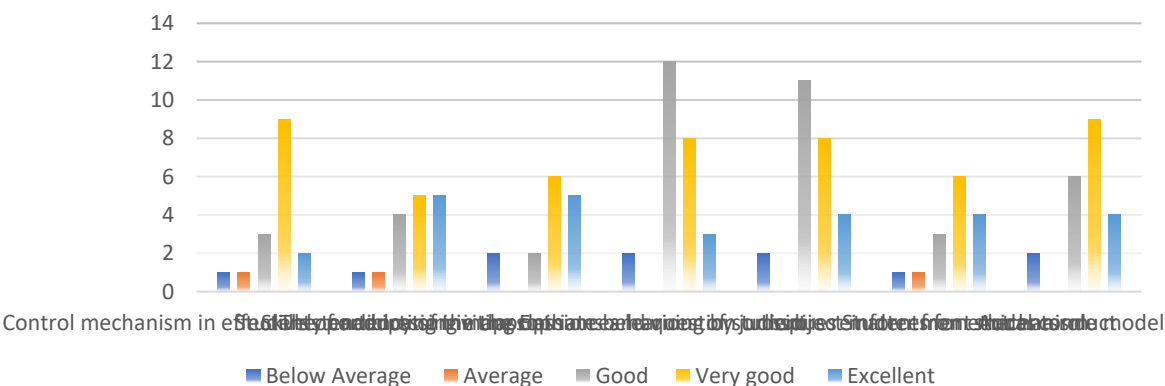


Graph

Part F) Class Control: -

1. Control mechanism in effectively conducting the class.
2. Students participation in the class
3. Skills of addressing inappropriate behaviour of student
4. The tendency of inviting opinions and question on subject matter from students
5. Enhances learning by judicious reinforcement mechanism
6. Inspires Students for ethical conduct
7. Act as a role model

CLASS CONTROL



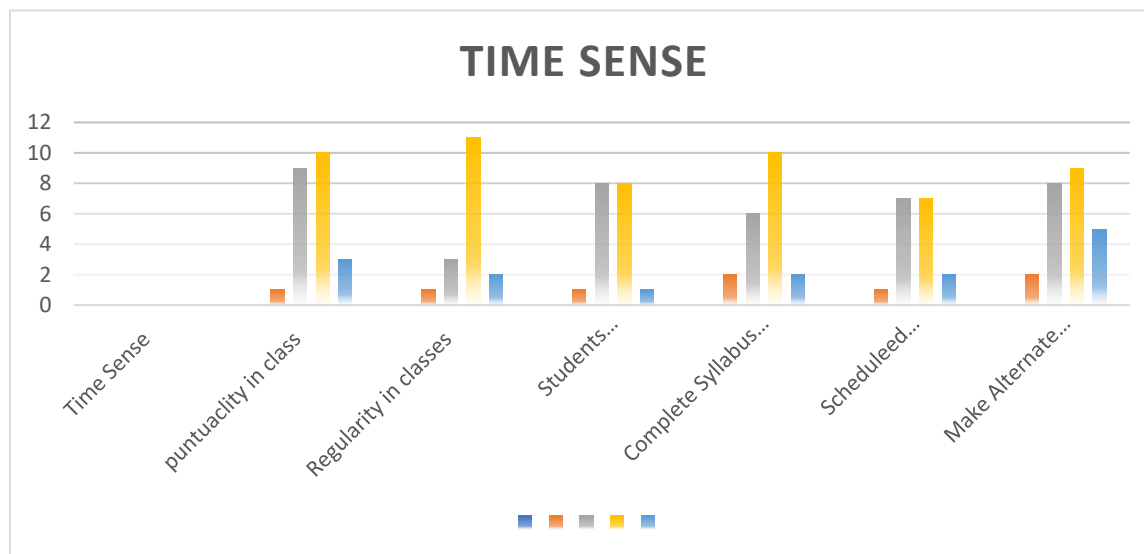
Graph

Students Comment:- Teaching was Good , Teaching is effective and good .

Name of Teacher :- Ms. Bhavna Sharma
Subject :-Gender School & society
Number of Students :-100

Part A) Time Sense: -

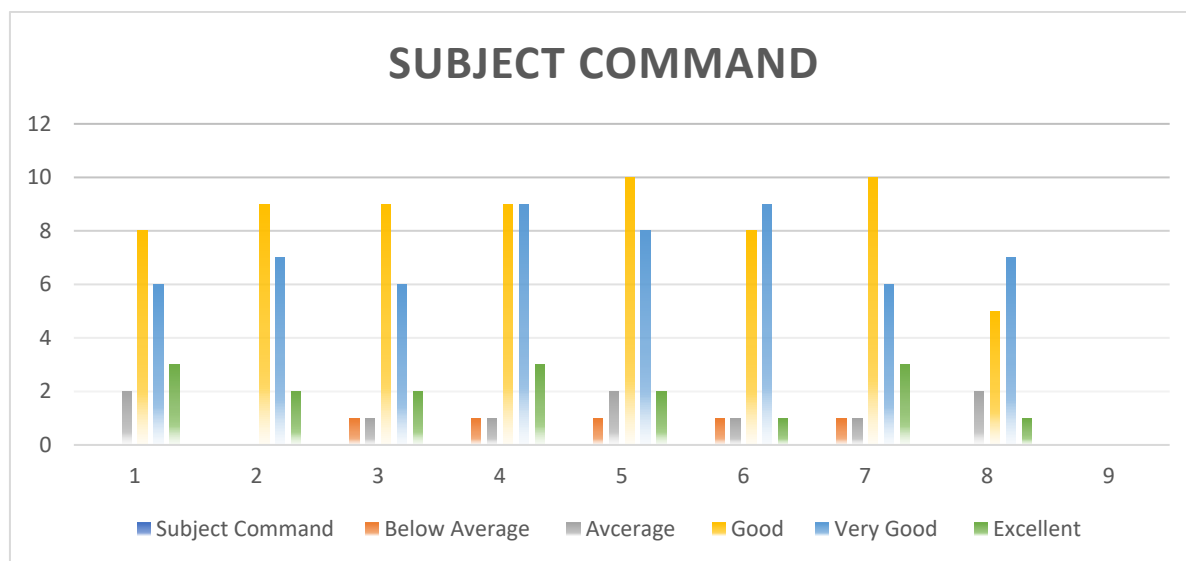
1. Punctuality in class .
2. Regularity in classes
3. Students Attendance /presence in class of the teacher
4. Complete Syllabus of the course in Time
5. Scheduled organization of the assignments,Class test Quizzes and seminar
6. Make Alternate arrangement of the class in his /her absence



Graph

Part B) Subject Command: -

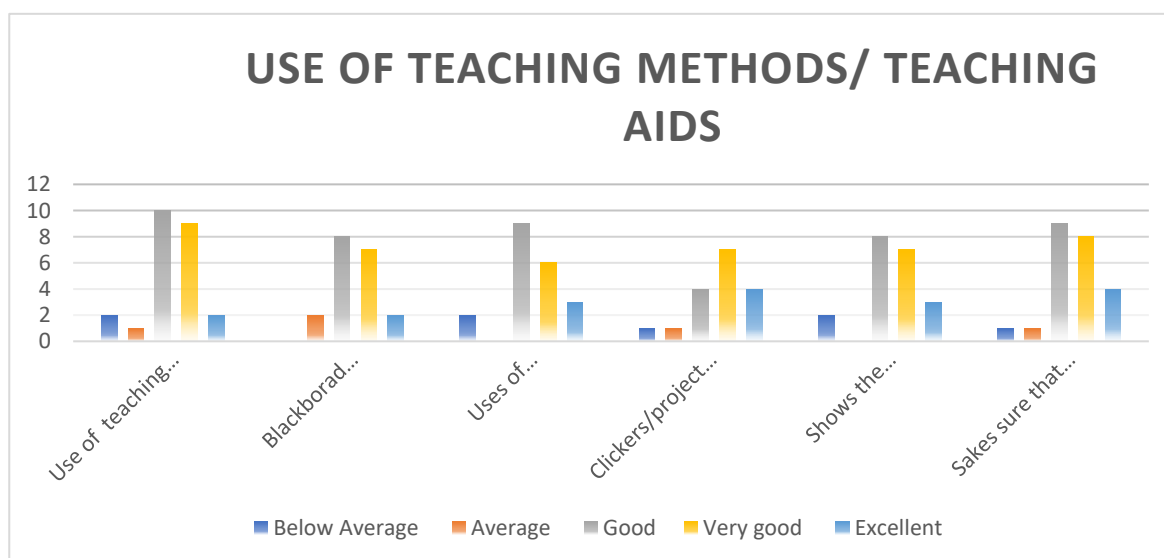
1. Focus on syllabus
2. Self Confidence
3. Communication Skills
4. Conducting Classroom discussions
5. Teaching The Subject matter
6. Delivery of structured lecture
7. Skill of linking subject to life experience and creating interest in the subject
8. Refers to latest developments in the field



Graph

Part C) Use of Teaching Methods /Teaching Aids:-

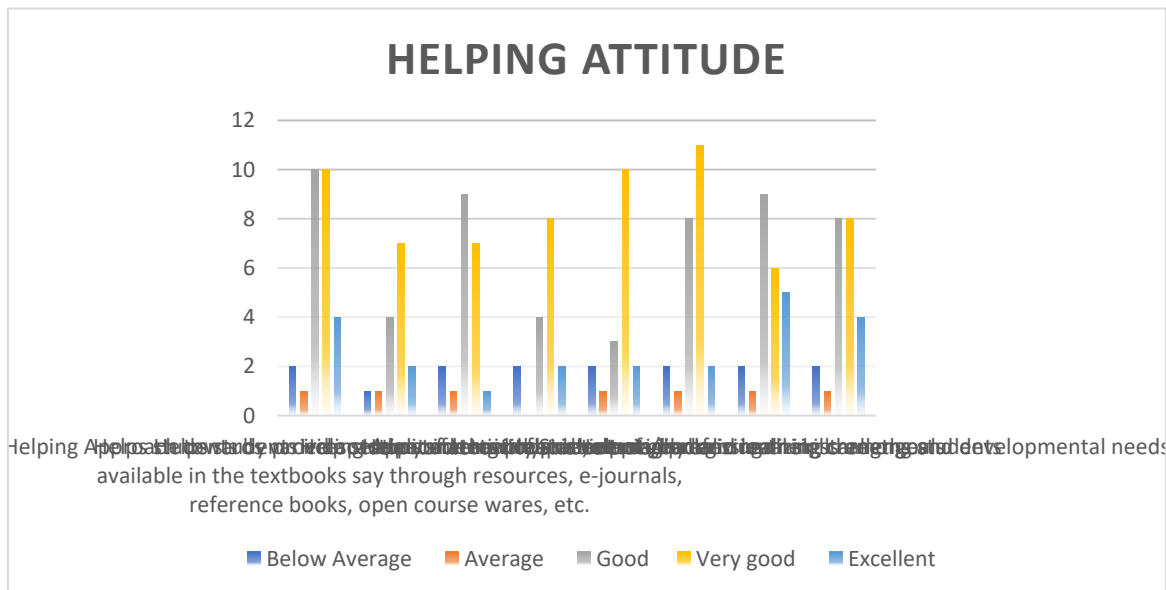
1. Use of teaching Aids (OHP/ Blackboard/PPT'S)
2. Blackboard /White board work in terms
3. Uses of innovative teaching methods
4. clickers/projects/Assignments/seminars etc.)Share the answers to the class tests or Sessional test questions after the conduct of the class test, Sessional tests
5. Shows the evaluated answer books of class tests to the students
6. Makes sure that he/she is being understood.



Graph

Part D) Helping Attitude: -

1. Helping Approach towards varied academic interest of Students
2. Helps students by providing study material that is not readily available in the textbooks say through resources, e-journals, reference books, open course wares, etc.
3. Helps students irrespective of ethnicity and culture/background
4. Help students irrespective of gender
5. Help students facing physical, emotional and learning challenges
6. Approach towards developing professional skills among students
7. Help students in realizing career goals.
8. Helps students in realizing their strengths and developmental needs.

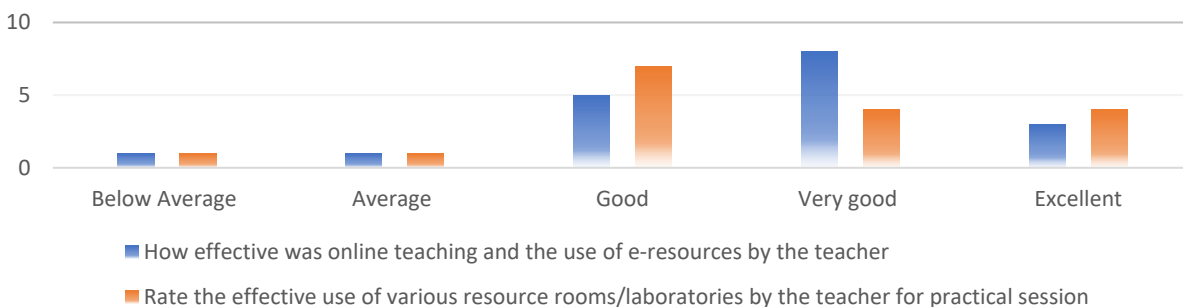


Graph

Part E) Online Teaching /Laboratory Interaction:-

1. How effective was online teaching and the use of e-resources by the teacher
2. Rate the effective use of various resource rooms/laboratories by the teacher for practical sessional.

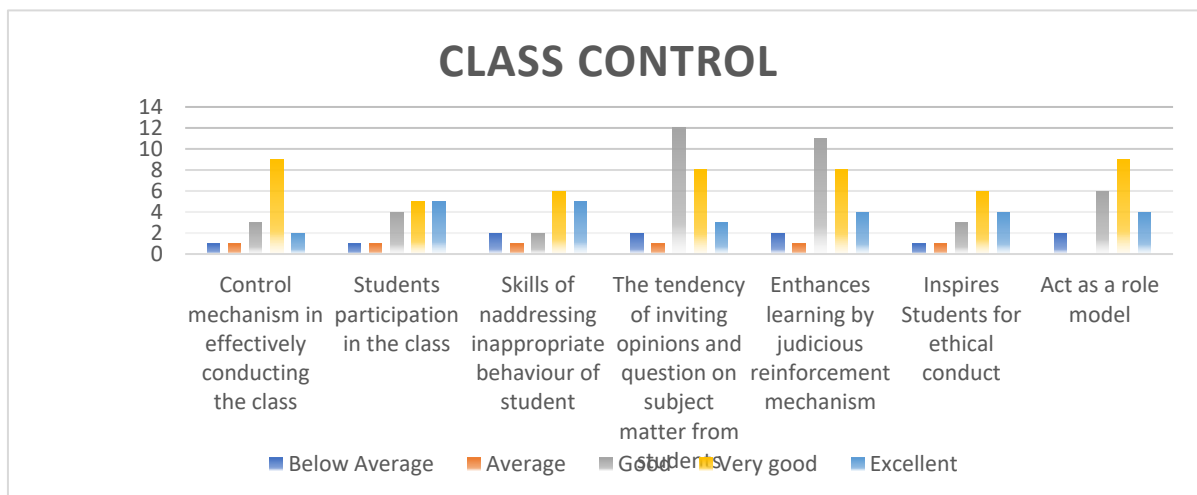
ONLINE TEACHING/ LABORATORY INTERACTION



Graph

Part F) Class Control: -

22. Control mechanism in effectively conducting the class.
23. Students participation in the class
24. Skills of addressing inappropriate behaviour of student
25. The tendency of inviting opinions and question on subject matter from students
26. Enhances learning by judicious reinforcement mechanism
27. Inspires Students for ethical conduct
28. Act as a role model



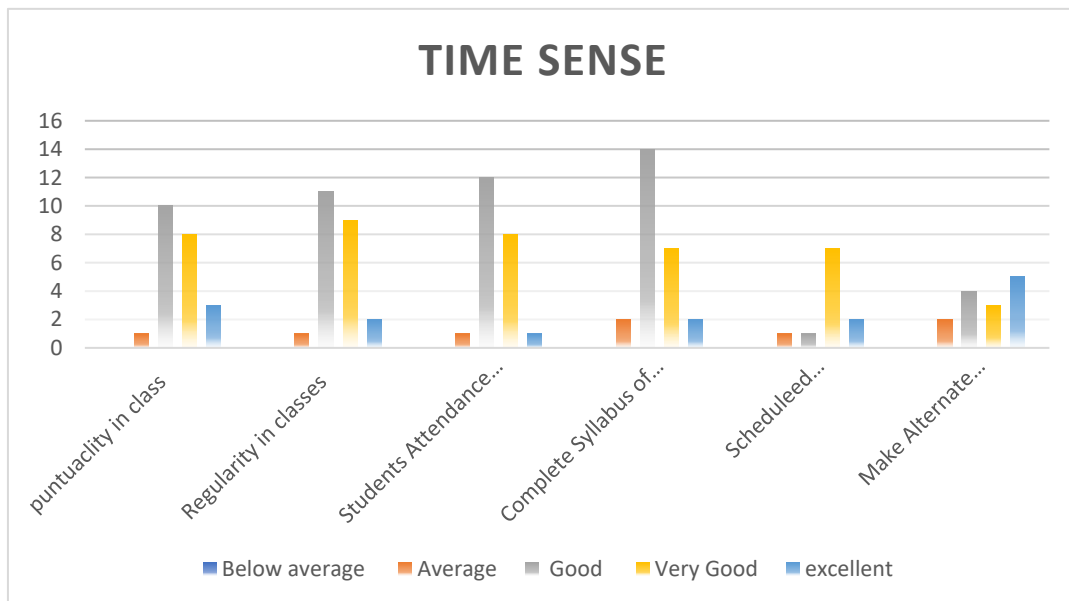
Graph

Students comments :- teaching was satisfactory , contents was needs to improve .

Name of Teacher :- Mrs. Kusham Pathania
Subject:- Understanding the self
Number of Students :-100

Part A) Time Sense: -

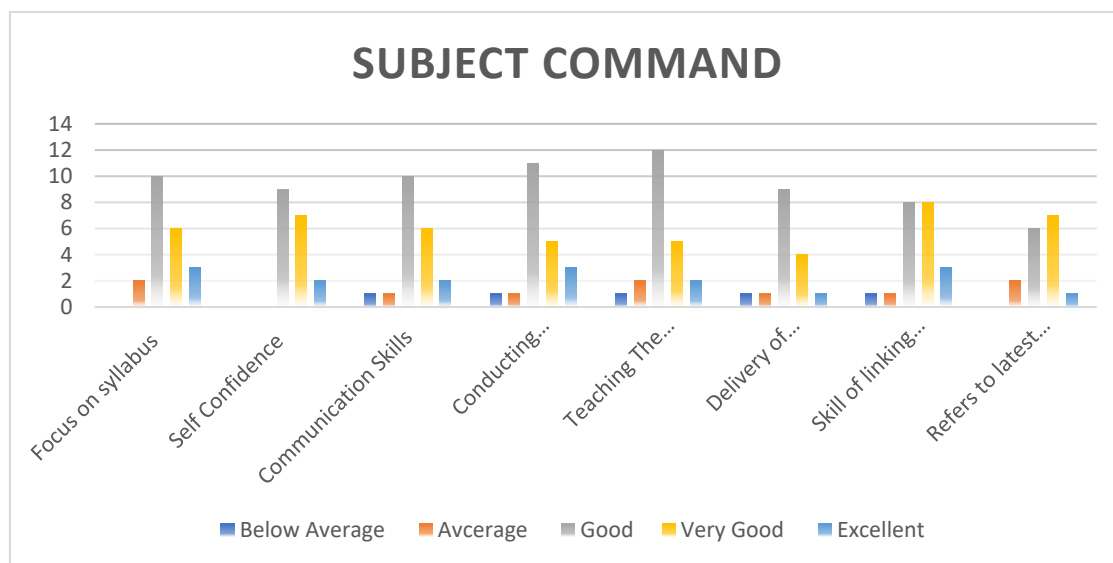
1. Punctuality in class .
2. Regularity in classes
3. Students Attendance /presence in class of the teacher
4. Complete Syllabus of the course in Time
5. Scheduled organization of the assignments,Class test Quizzes and seminar
6. Make Alternate arrangement of the class in his /her absence



Graph

Part B) Subject Command: -

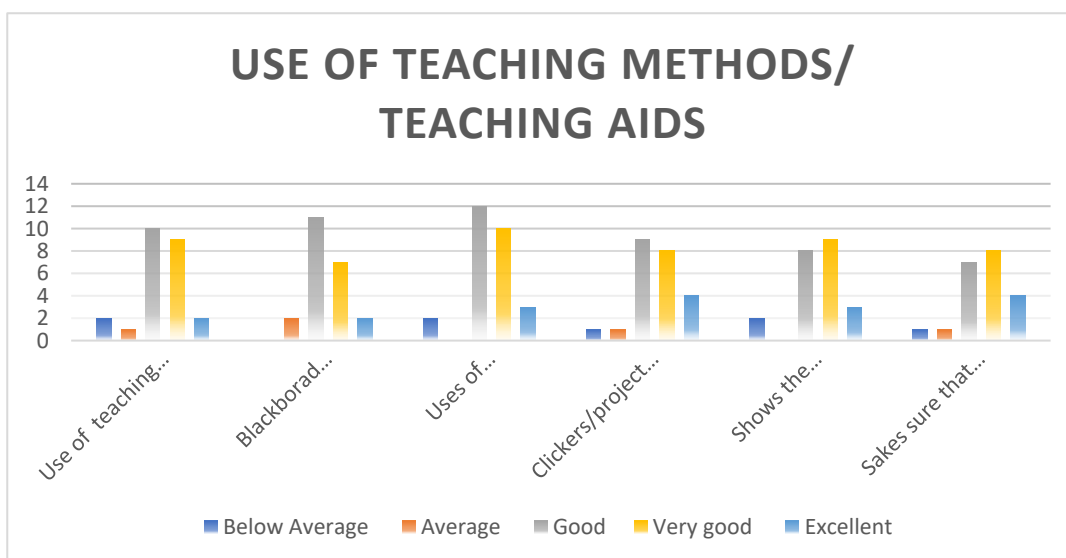
1. Focus on syllabus
2. Self Confidence
3. Communication Skills
4. Conducting Classroom discussions
5. Teaching The Subject matter
6. Delivery of structured lecture
7. Skill of linking subject to life experience and creating interest in the subject
8. Refers to latest developments in the field.



Graph

Part C) Use of Teaching Methods /Teaching Aids:-

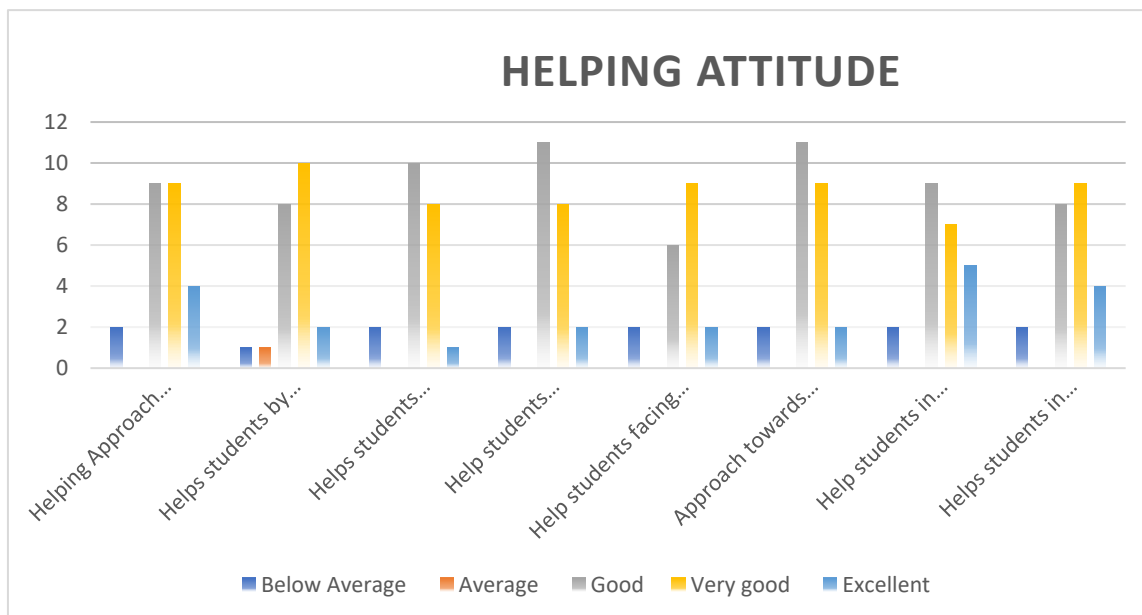
1. Use of teaching Aids (OHP/ Blackboard/PPT'S)
2. Blackboard /White board work in terms
3. Uses of innovative teaching methods
4. clickers/projects/Assignments/seminars etc.)Share the answers to the class tests or Sessional test questions after the conduct of the class test, Sessional tests
5. Shows the evaluated answer books of class tests to the students
6. Makes sure that he/she is being understood



Graph

Part D) Helping Attitude: -

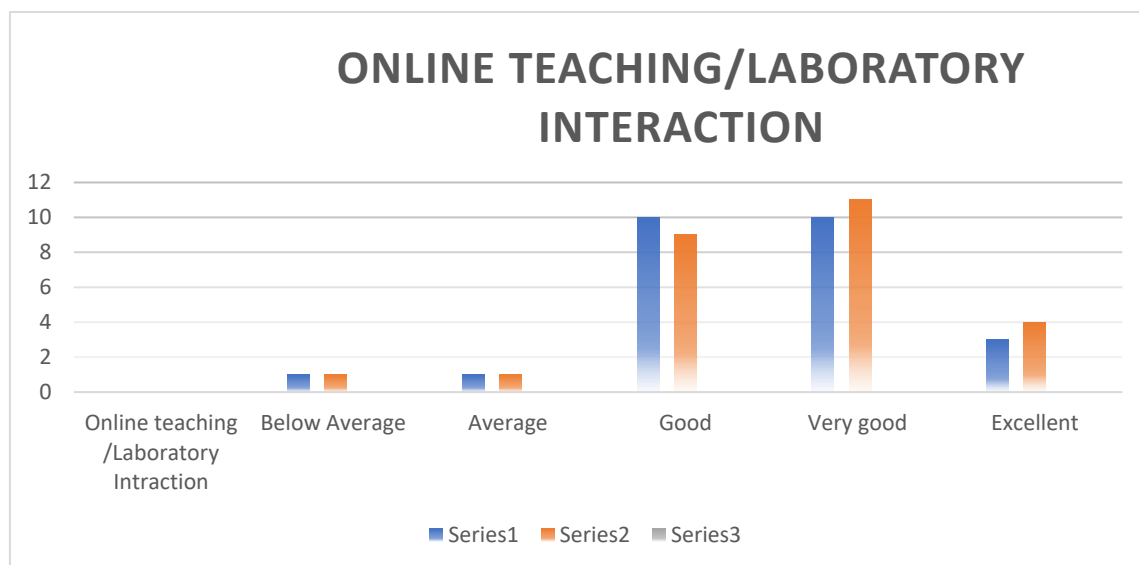
1. Helping Approach towards varied academic interest of Students
2. Helps students by providing study material that is not readily available in the textbooks say through resources, e-journals, reference books, open course wares, etc.
3. Helps students irrespective of ethnicity and culture/background
4. Help students irrespective of gender
5. Help students facing physical, emotional and learning challenges
6. Approach towards developing professional skills among students
7. Help students in realizing career goals.
8. Helps students in realizing their strengths and developmental needs.



Graph

Part E) Online Teaching /Laboratory Interaction:-

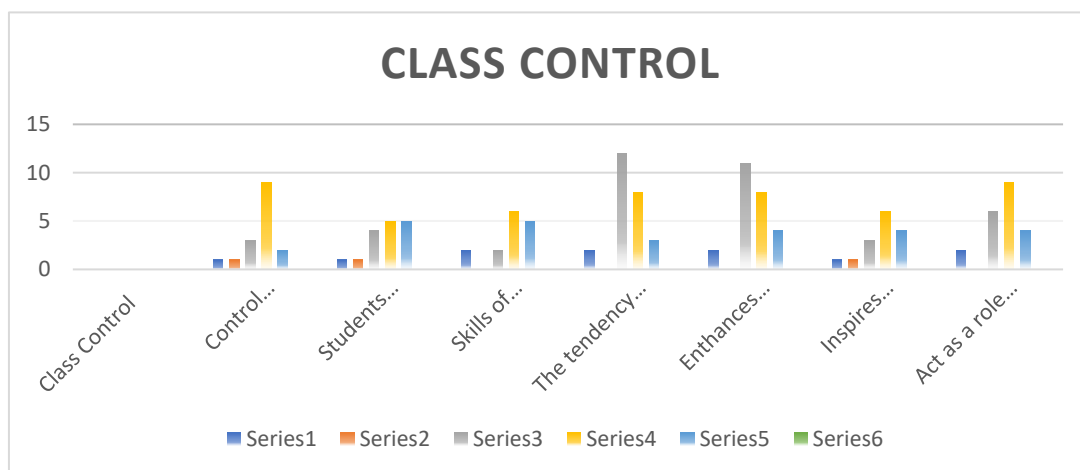
1. How effective was online teaching and the use of e-resources by the teacher
2. Rate the effective use of various resource rooms/laboratories by the teacher for practical sessional.



Graph

Part F) Class Control: -

1. Control mechanism in effectively conducting the class.
2. Students participation in the class
3. Skills of addressing inappropriate behaviour of student
4. The tendency of inviting opinions and question on subject matter from students
5. Enhances learning by judicious reinforcement mechanism
6. Inspires Students for ethical conduct
7. Act as a role model



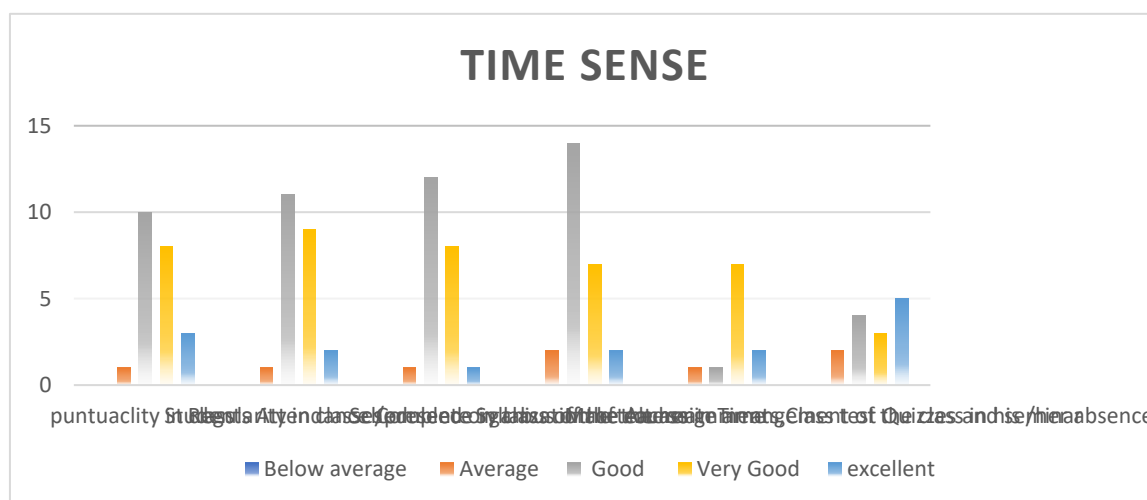
Graph

Student Comments:- Teaching was good ,helpful nature , clear the contents .

Name of Teacher :- Mrs. Anjana Devi
Subject :- ICT In teaching Learning Process
Number of Students :100

I) Time Sense: -

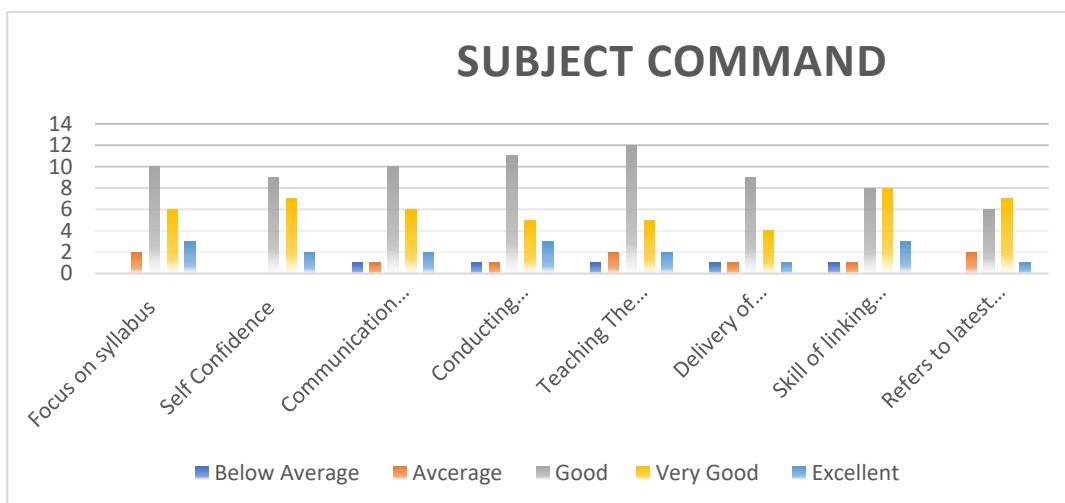
1. Punctuality in class .
2. Regularity in classes
3. Students Attendance /presence in class of the teacher
4. Complete Syllabus of the course in Time
5. Scheduled organization of the assignments,Class test Quizzes and seminar
6. Make Alternate arrangement of the class in his /her absence



Graph

J) Subject Command: -

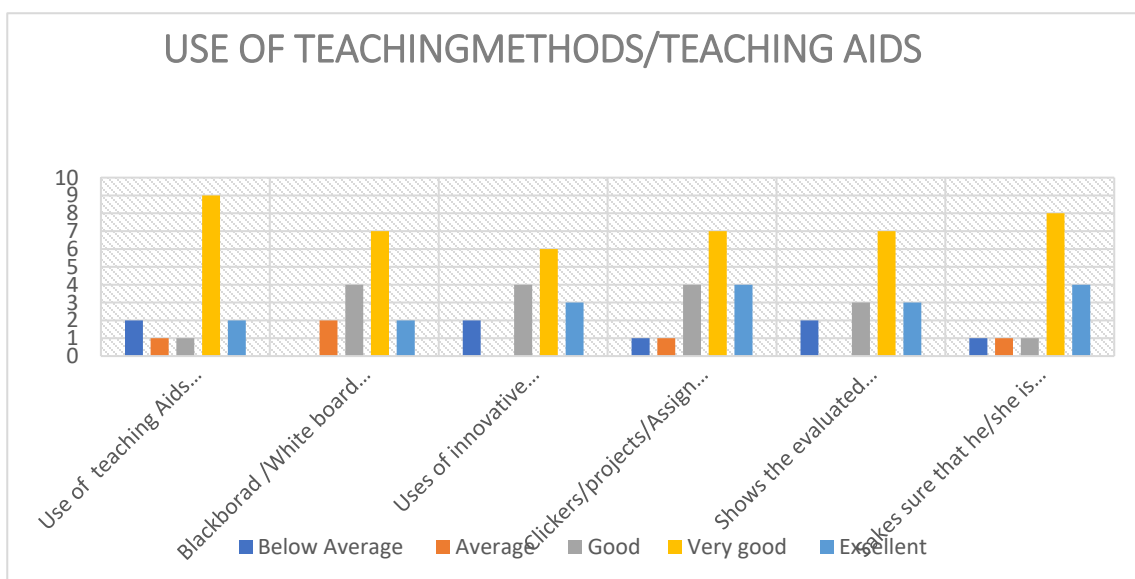
1. Focus on syllabus
2. Self Confidence
3. Communication Skills
4. Conducting Classroom discussions
5. Teaching The Subject matter
6. Delivery of structured lecture
7. Skill of linking subject to life experience and creating interest in the subject
8. Refers to latest developments in the field



Graph

κ) Use of Teaching Methods /Teaching Aids:-

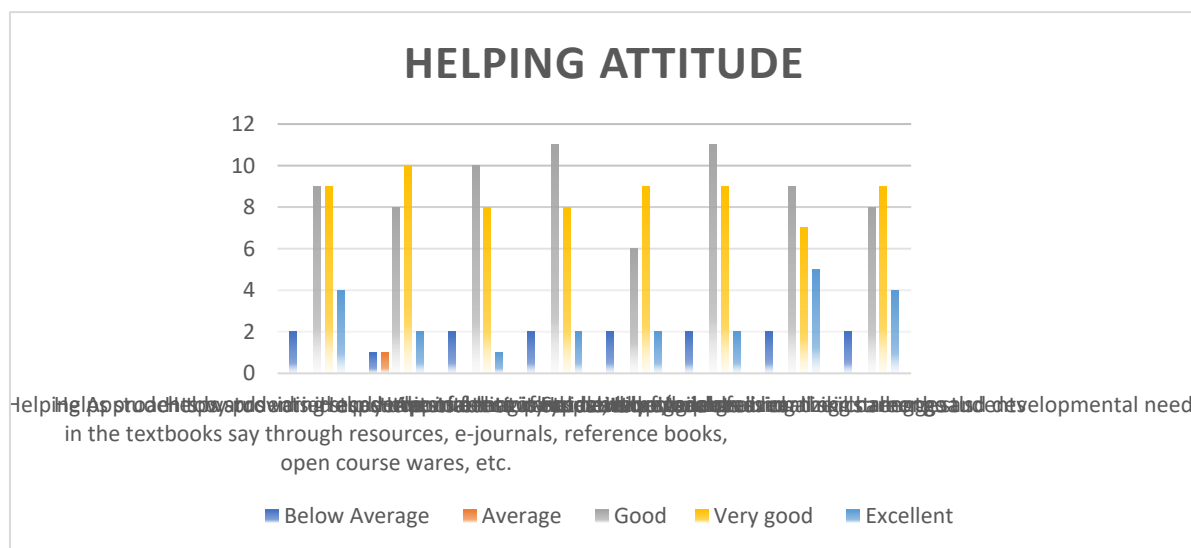
1. Use of teaching Aids (OHP/ Blackboard/PPT'S)
2. Blackboard /White board work in terms
3. Uses of innovative teaching methods
4. clickers/projects/Assignments/seminars etc.)Share the answers to the class tests or Sessional test questions after the conduct of the class test, Sessional tests
5. Shows the evaluated answer books of class tests to the students
6. Makes sure that he/she is being understood



Graph

L) Helping Attitude: -

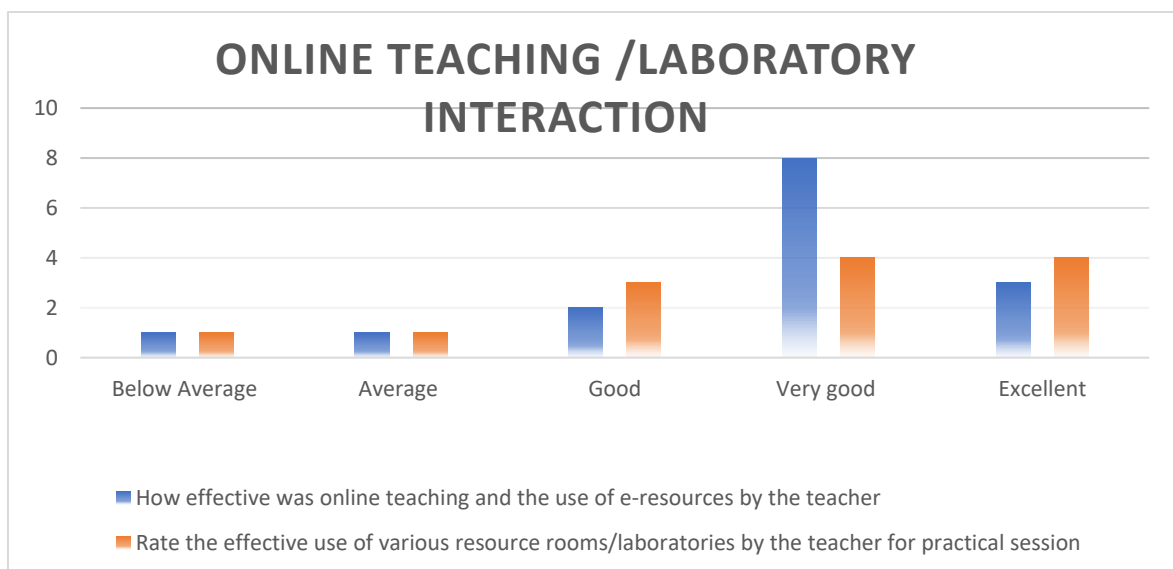
1. Helping Approach towards varied academic interest of Students
2. Helps students by providing study material that is not readily available in the textbooks say through resources, e-journals, reference books, open course wares, etc.
3. Helps students irrespective of ethnicity and culture/background
4. Help students irrespective of gender
5. Help students facing physical, emotional and learning challenges
6. Approach towards developing professional skills among students
7. Help students in realizing career goals.
8. Helps students in realizing their strengths and developmental needs.



Graph

Online Teaching /Laboratory Interaction:-

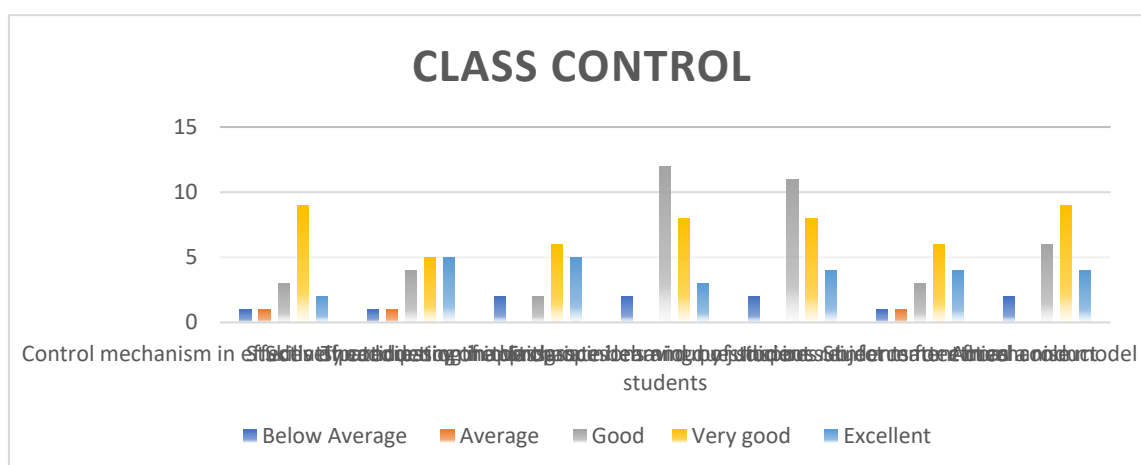
1. How effective was online teaching and the use of e-resources by the teacher
2. Rate the effective use of various resource rooms/laboratories by the teacher for practical sessional.



Graph

M) Class Control: -

1. Control mechanism in effectively conducting the class.
2. Students participation in the class
3. Skills of addressing inappropriate behaviour of student
4. The tendency of inviting opinions and question on subject matter from students
5. Enhances learning by judicious reinforcement mechanism
6. Inspires Students for ethical conduct
7. Act as a role model



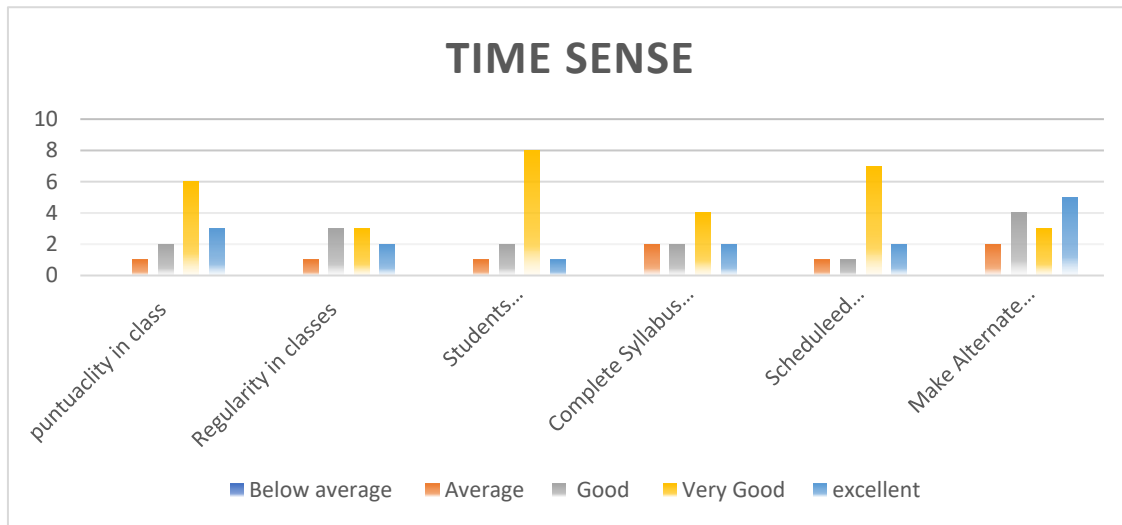
Graph

Students Comments :- Teaching was very good , Content was clear ,overall teaching was good .

Name of Teacher : Mr. Nand Kishore
Subject : -Health & physical Education
Number of Students :

N) Time Sense: -

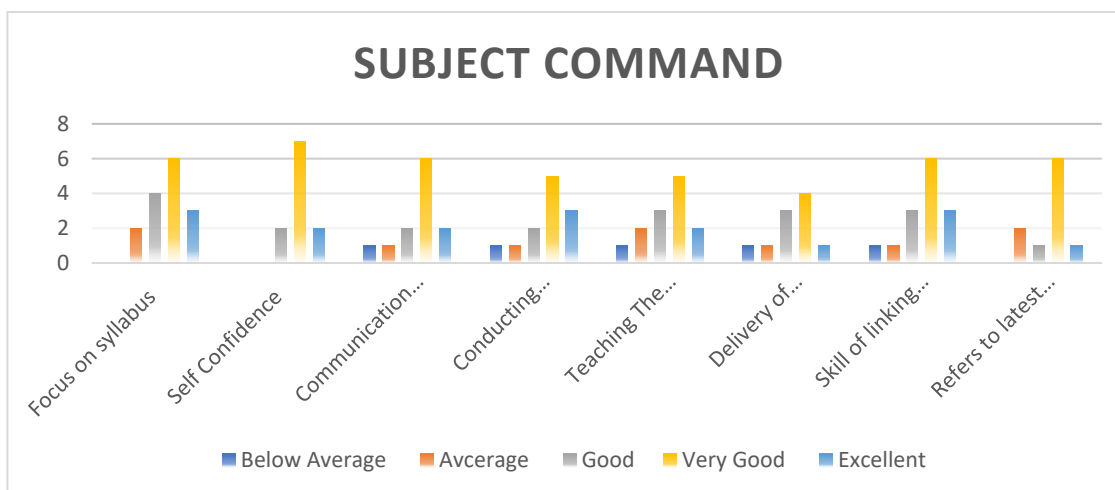
1. Punctuality in class .
2. Regularity in classes
3. Students Attendance /presence in class of the teacher
4. Complete Syllabus of the course in Time
5. Scheduled organization of the assignments,Class test Quizzes and seminar
6. Make Alternate arrangement of the class in his /her absence



Graph

O) Subject Command: -

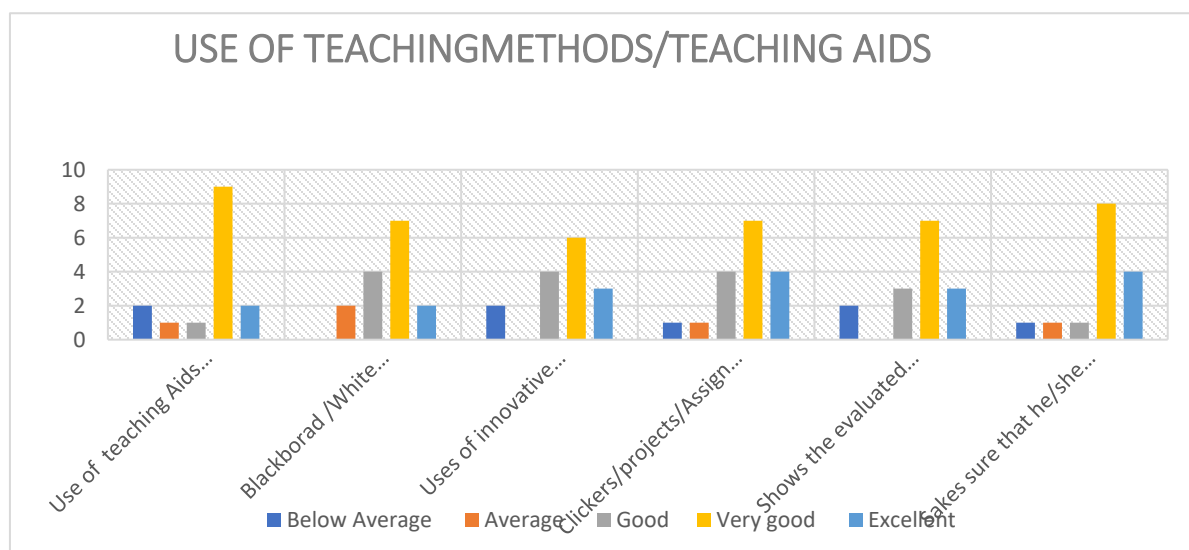
1. Focus on syllabus
2. Self Confidence
3. Communication Skills
4. Conducting Classroom discussions
5. Teaching The Subject matter
6. Delivery of structured lecture
7. Skill of linking subject to life experience and creating interest in the subject
8. Refers to latest developments in the field



Graph

P) Use of Teaching Methods /Teaching Aids:-

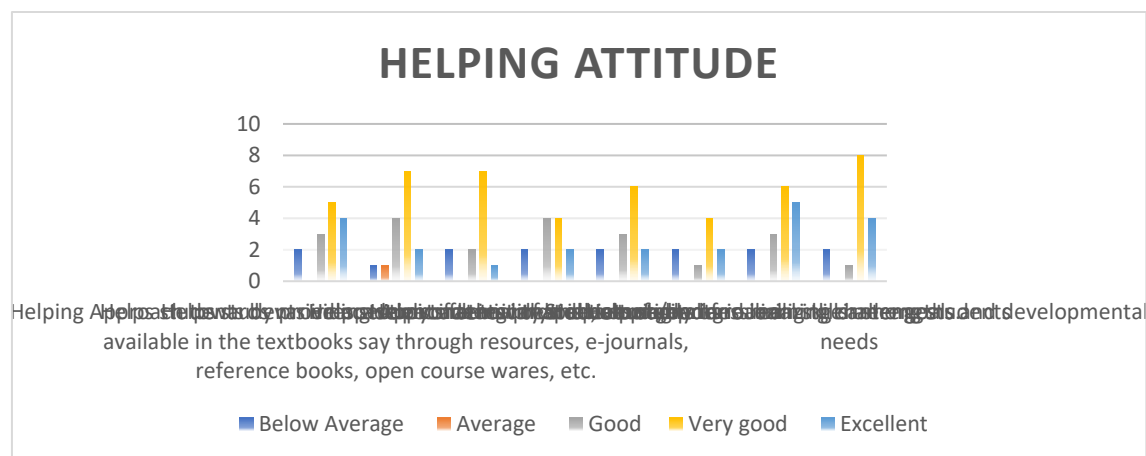
1. Use of teaching Aids (OHP/ Blackboard/PPT'S)
2. Blackboard /White board work in terms
3. Uses of innovative teaching methods
4. clickers/projects/Assignments/seminars etc.)Share the answers to the class tests or Sessional test questions after the conduct of the class test, Sessional tests
5. Shows the evaluated answer books of class tests to the students
6. Makes sure that he/she is being understood



Graph

Q) Helping Attitude: -

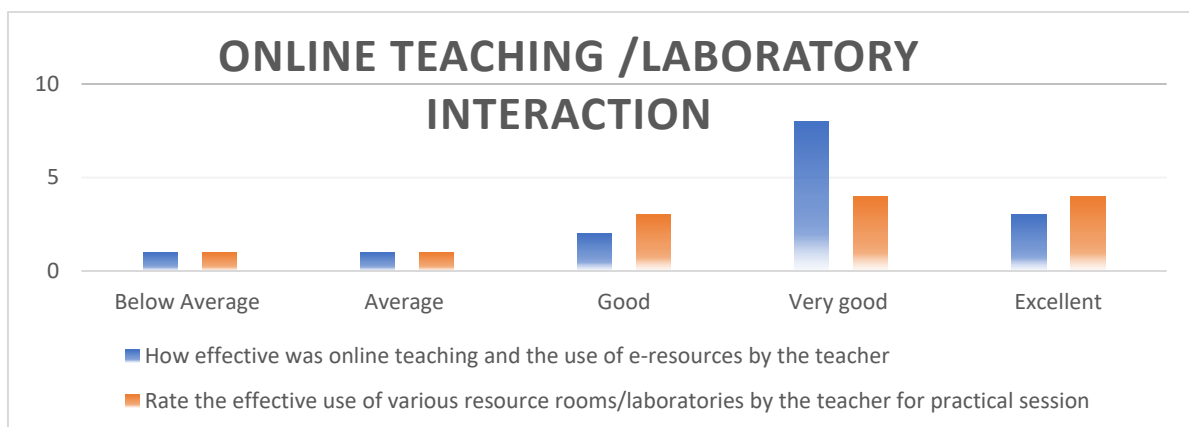
1. Helping Approach towards varied academic interest of Students
2. Helps students by providing study material that is not readily available in the textbooks say through resources, e-journals, reference books, open course wares, etc.
3. Helps students irrespective of ethnicity and culture/background
4. Help students irrespective of gender
5. Help students facing physical, emotional and learning challenges
6. Approach towards developing professional skills among students
7. Help students in realizing career goals.
8. Helps students in realizing their strengths and developmental needs.



Graph

R) Online Teaching /Laboratory Interaction:-

1. How effective was online teaching and the use of e-resources by the teacher
2. Rate the effective use of various resource rooms/laboratories by the teacher for practical sessional.



Graph

S) Class Control: -

1. Control mechanism in effectively conducting the class.
2. Students participation in the class
3. Skills of addressing inappropriate behaviour of student
4. The tendency of inviting opinions and question on subject matter from students
5. Enhances learning by judicious reinforcement mechanism
6. Inspires Students for ethical conduct
7. Act as a role model



Graph

Students Comments:- Teaching was good , teacher was Helpful in Nature , overall teaching was good.