

STUDENT SATISFACTION SURVEY ON TEACHING LEARNING PROCESS

Where knowledge is created, not just communicated"
PARAKH" B.Ed. 4th Semester"

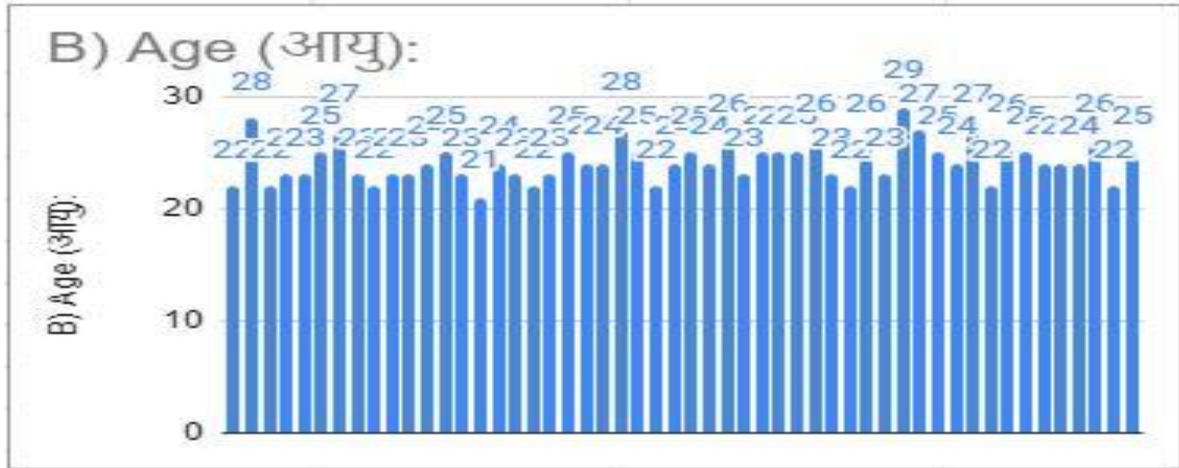
FEEDBACK ANALYSIS

SEMESTER :4th

DATE: 07 NOV,2020

TOTAL STUDENTS: 53

1.B) Age (आयु): *



Students of the age group 21 -29 filled the students satisfaction survey .

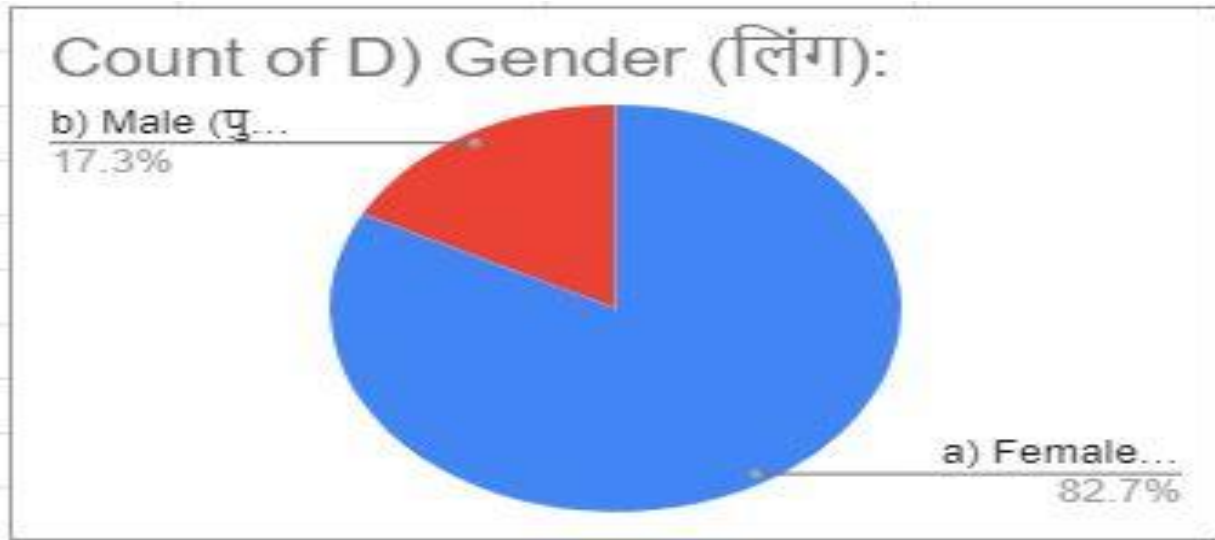
2.D) Gender (लिंग):

Mark only one oval.

a) Female (स्त्री)

b) Male (पुरुष)

c) Transgender (विपरीतलिंगी)

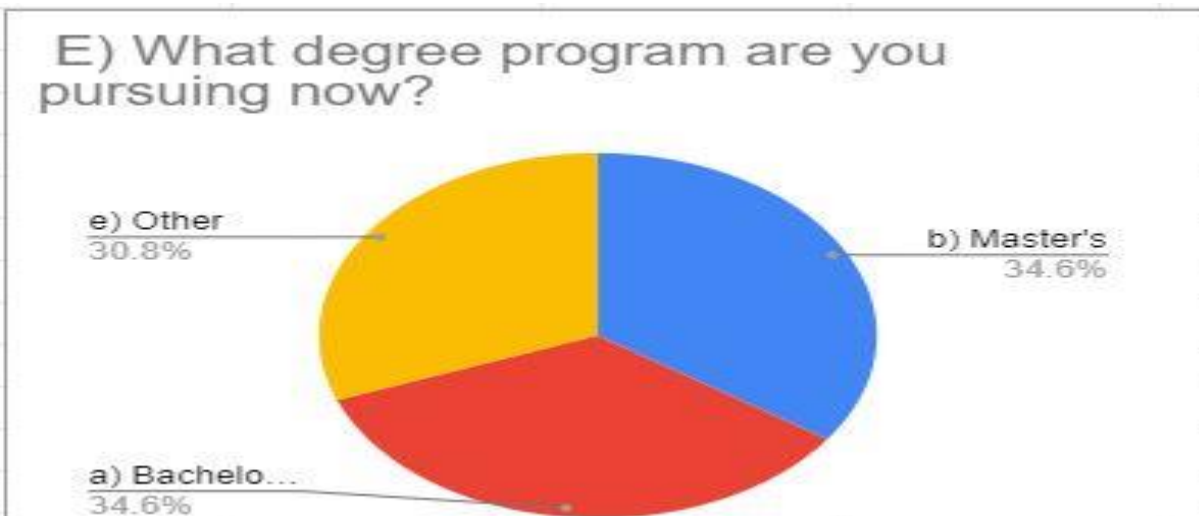


82.7% Female students filled the students satisfaction survey
 17.3 5 Male students filled the students satisfaction survey

3. E) What degree program are you pursuing now? आप अब किस डिग्री (उपाधि) की पढ़ाई कर रहे हैं ? *

Mark only one oval.

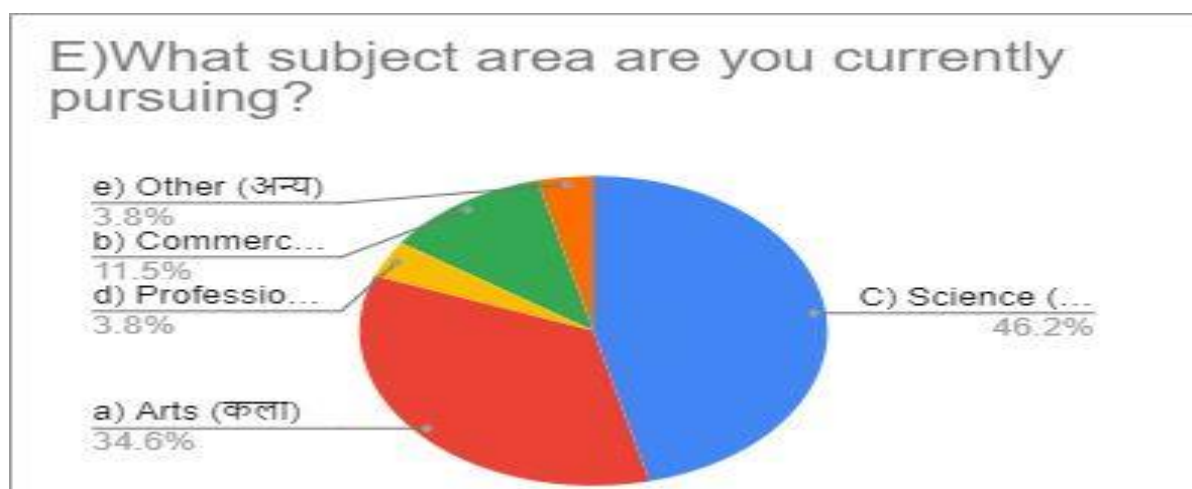
- a) Bachelor's (स्नातक)
- b) Master's (स्नातकोत्तर)
- C) M.phil (विद्या निष्णात)
- d) Doctorate (विद्यावाचस्पति)
- e) Other (अन्य)



All students are pursuing B.Ed course now .Most students have misinterpreted the question.

4.F) What subject area are you currently pursuing? आप वर्तमान में किस विषय क्षेत्र से सम्बन्धित हैं ? *
Mark only one oval.

- a) Arts (कला)
- b) Commerce (वाणिज्य)
- C) Science (विज्ञान)
- d) Professional (व्यवसाय)
- e) Other (अन्य)



- 46.2 % students are pursuing science subject.
- 34.6% students are pursuing Arts subject.
- 11.5% students are pursuing commerce subject.
- 3.8% students are pursuing Professional course.

Instructions to fill the questionnaire

- (i) All questions should be compulsorily attempted.
- (ii) Each question has five responses, choose the most appropriate one.
- (iii) The response to the qualitative question no. 21 is student's opportunity to give suggestions or improvements; she/he can also mention weaknesses of the institute here. (Kindly restrict your response to teaching learning process only)

8.1. How much of the syllabus was covered in the class? कक्षा में कितने पाठ्यक्रम कवर किया गया था ? *

Mark only one oval.

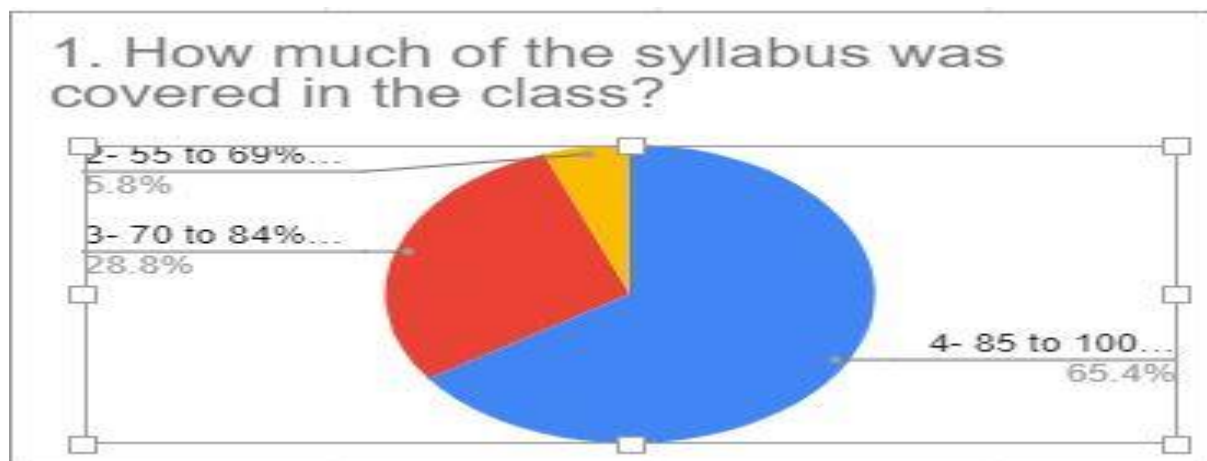
4- 85 to 100% (85 से 100%)

3- 70 to 84% (70 से 84%)

2- 55 to 69% (55 से 69%)

1- 30 to 54% (30 से 54%)

0- Below 30% (30% से कम)



65.4 % students stated that 85% to 100% syllabus was covered.

28.8% students stated that 70% to 84% syllabus was covered.

5.8% students stated that 55% to 69% syllabus was covered.

9.2. How well did the teachers prepare for the classes? कक्षाओं के लिए शिक्षक ने कितनी अच्छी तरह से तैयारी की? *

Mark only one oval.

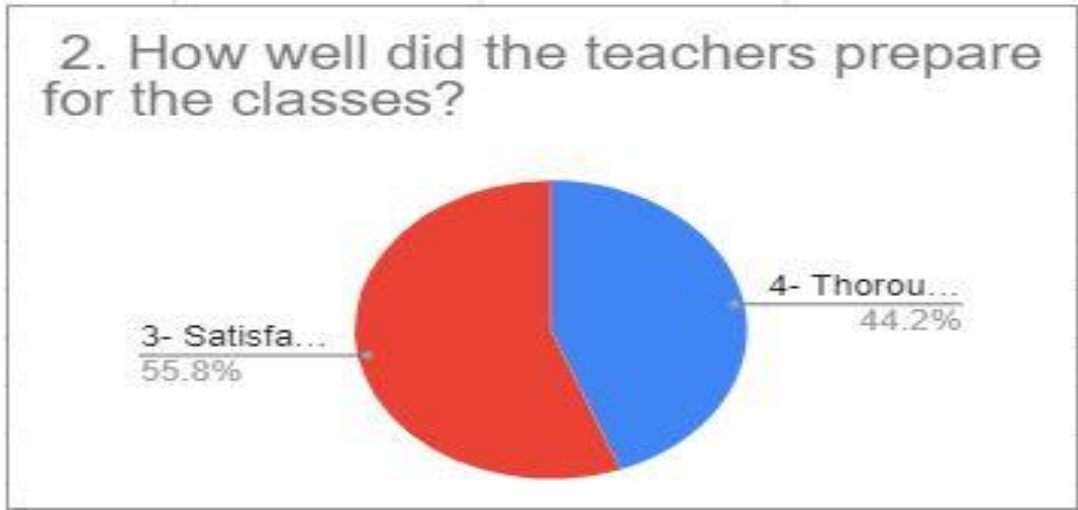
4- Thoroughly (सांगोपांग / सर्वथा)

3- Satisfactorily (संतोषजनक)

2- Poorly (बहुत खराब)

1- Indifferently (उदासीनता से)

0- Won't teach at all (बिल्कुल सिखा नहीं)



55.8% students were satisfied with preparation of the teachers for the class

44.2% Students were thoroughly satisfied with preparation of the teachers for the class.

10.3. How well were the teachers able to communicate? शिक्षक संवाद करने में कितने सक्षम है ? *

Mark only one oval.

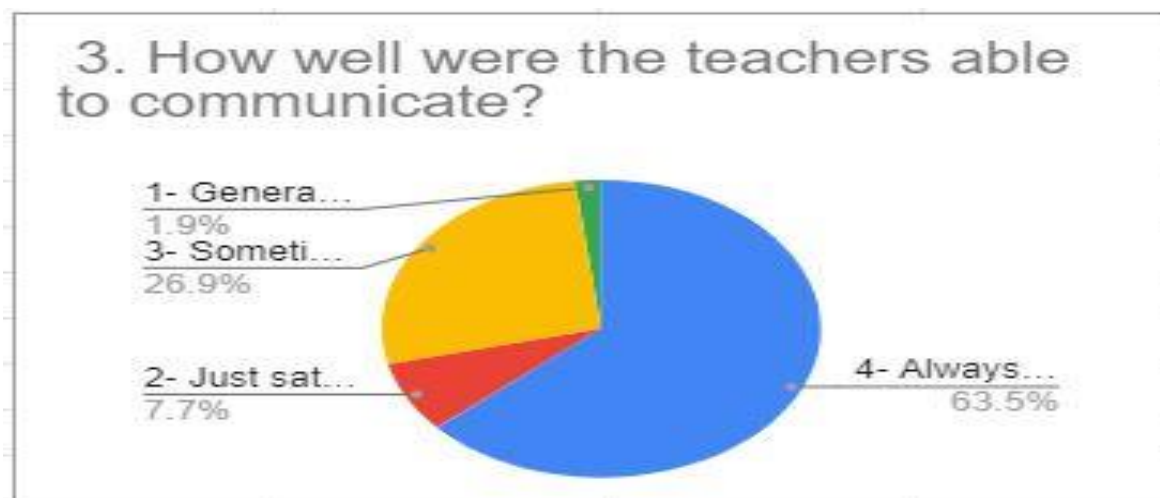
4- Always effective (हमेशा प्रभावात्मक)

3- Sometimes effective (कभी-कभी प्रभावात्मक)

2- Just satisfactorily (केवल संतोषजनक)

1- Generally ineffective (आम तौर पर अप्रभावी)

0- Very poor communication (बहुत खराब संचार)



63.5% students stated that teachers were always effective in their communication.
26.9% students stated that teachers were sometimes effective in their communication.
7.7% students stated that teachers were just satisfactorily in their communication.
1.9% students stated that teachers were generally ineffective in their communication.

11.4. The teacher's approach to teaching can best be described as शिक्षण दृष्टिकोण से शिक्षकों को सबसे अच्छा बताया जा सकता है I *

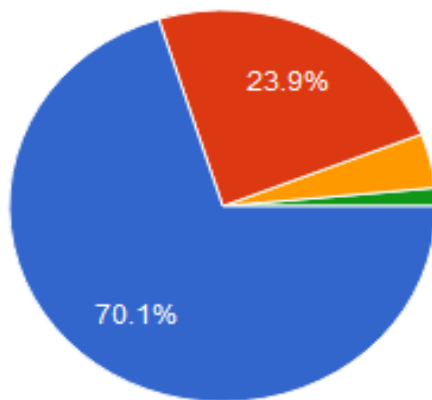
Mark only one oval.

4- Excellent (उत्कृष्ट)

3- Very good (बहुत अच्छा)

2- Good (उत्तम)

1- Fair (निष्पक्ष)



70.1 % students rated teacher's approach to teaching as Excellent.
23.9% students rated teacher's approach to teaching as Very good.
4.5% students rated teacher's approach to teaching as good.
1.5 % students rated teacher's approach to teaching as fair

12.5. Fairness of the internal evaluation process by the teachers. शिक्षकों द्वारा आंतरिक मूल्यांकन प्रक्रिया की निष्पक्षता *

Mark only one oval.

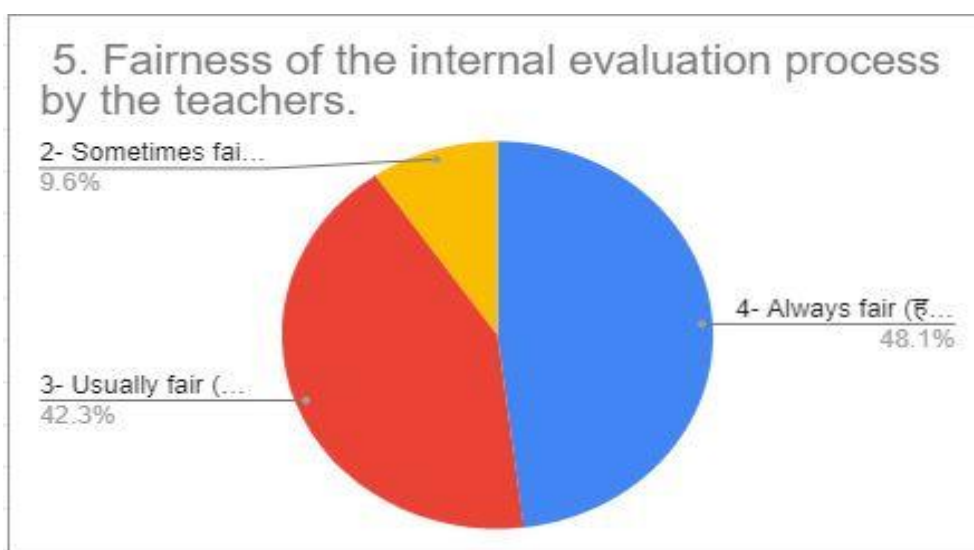
4- Always fair (हमेशा निष्पक्ष)

3- Usually fair (आम तौर पर निष्पक्ष)

2- Sometimes fair (कभी-कभी अनुचित)

1- Usually unfair (आम तौर पर अनुचित)

0- Unfair (अनुचित) 48.1 % students stated that teachers were always fair in internal evaluation



48.1 % students stated that teachers were always fair in internal evaluation.

42.3% students stated that teachers were usually fair in internal evaluation.

9.6% students stated that teachers were sometimes fair in internal evaluation.

13.6. Was your performance in assignments discussed with you? दत्तकार्य में आपके प्रदर्शन की आपके साथ चर्चा की गई थी? ? *

Mark only one oval.

4- Every time (हर बार)

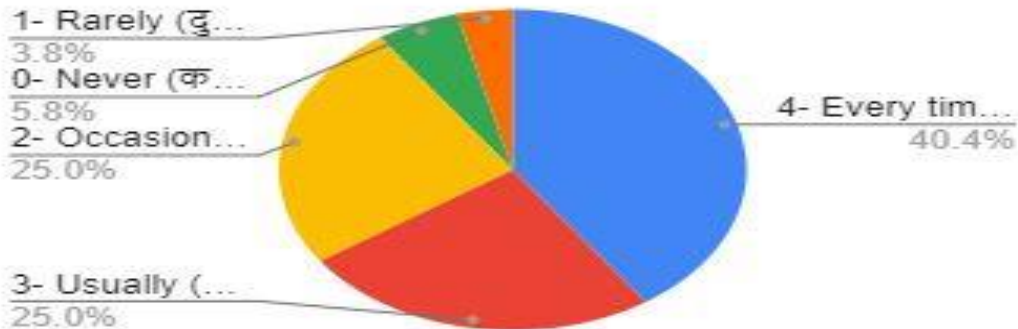
3- Usually (आम तौर पर)

2- Occasionally/Sometimes (कभी-न-कभी / कभी-कभी)

1- Rarely (दुर्लभ)

0- Never (कभी नहीं)

6. Was your performance in assignments discussed with you?



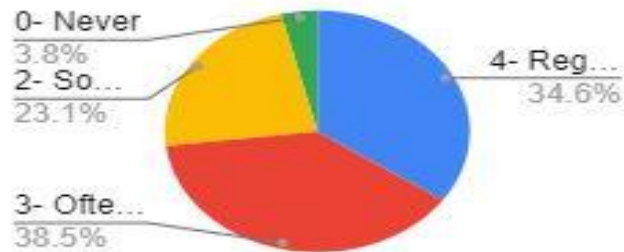
- 40.4% students stated that their performance in assignment was every time discussed with them.
- 25% students stated that their performance in assignment was usually discussed with them.
- 25% students stated that their performance in assignment was Occasionally/Sometimes discussed with them.
- 3.8% students stated that their performance in assignment was rarely discussed with them.
- 5.8% students stated that their performance in assignment was never discussed with them

14.7. The institute takes active interest in promoting internship, student exchange, field visit opportunities for students.आपके संस्थान प्रशिक्षण, छात्र विनिमय, क्षेत्र की यात्रा के अवसर में रुचि लेते हैं I *

Mark only one oval.

- 4- Regularly (नियमित)**
- 3- Often (अक्सर)**
- 2- Sometimes (कभी-कभी)**
- 1- Rarely (दुर्लभ)**
- 0- Never (कभी नहीं)**

7. The institute takes active interest in promoting internship, student exchange, field visit opportunities for students.



34.6% students stated that the institute **regularly** takes active interest in promoting internship, student exchange, field visit opportunities for students.

38.5% students stated that the institute **often** takes active interest in promoting internship, student exchange, field visit opportunities for students.

23.1% students stated that the institute **sometimes** takes active interest in promoting internship, student exchange, field visit opportunities for students.

3.8% students stated that the institute **never** takes active interest in promoting internship, student exchange, field visit opportunities for students.

15.8. The teaching and mentoring process in your institution facilitates you in cognitive, social and emotional growth. आपके संस्थान में शिक्षण और सलाह प्रक्रिया आपको संज्ञानात्मक, सामाजिक, और भावात्मक विकास में सुविधा प्रदान करता है I *

Mark only one oval.

4- Significantly (काफी महत्वपूर्ण)

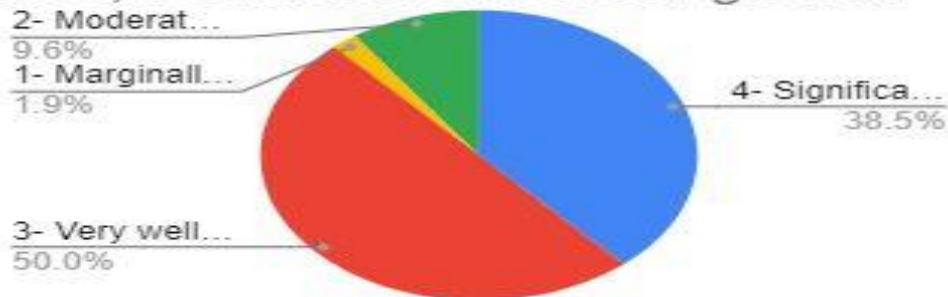
3- Very well (बहुत अच्छा)

2- Moderately (मध्यम)

1- Marginally (मामूली)

0- Not at all (बिल्कुल नहीं)

8. The teaching and mentoring process in your institution facilitates you in cognitive, social and emotional growth.



38.5% students stated that the teaching and mentoring process in institution **significantly** facilitates cognitive, social and emotional growth.

50% students stated that the teaching and mentoring process in institution **very well** facilitates cognitive, social and emotional growth.

9.6% students stated that the teaching and mentoring process in institution **moderately** facilitates cognitive, social and emotional growth

1.9% students stated that the teaching and mentoring process in institution **marginally** facilitates cognitive, social and emotional growth

16.9. The institution provides multiple opportunities to learn and grow. संस्थान सीखने और बढ़ने के लिए

विभिन्न अवसर प्रदान करता है I *

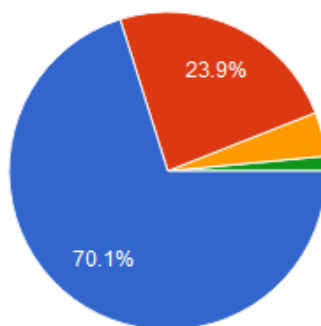
Mark only one oval.

4- Strongly agree (दृढ़तापूर्वक सहमत)

3- Agree (सहमत)

2- Neutral (तटस्थ)

1- Disagree (असहमत)



70.1 % students strongly agree that institution provides multiple opportunities to learn and grow.
23.9% students agree that institution provides multiple opportunities to learn and grow.
4.5% students are neutral that institution provides multiple opportunities to learn and grow.
1.5 % students disagree that institution provides multiple opportunities to learn and grow.

17.10. Teachers inform you about your expected competencies, course outcomes and programme outcomes. शिक्षकों ने आपको अपेक्षित दक्षताओं, पाठ्यक्रम के परिणामों और कार्यक्रम के परिणामों के बारे में सूचित किया है I *

Mark only one oval.

4- Every time (हमेशा)

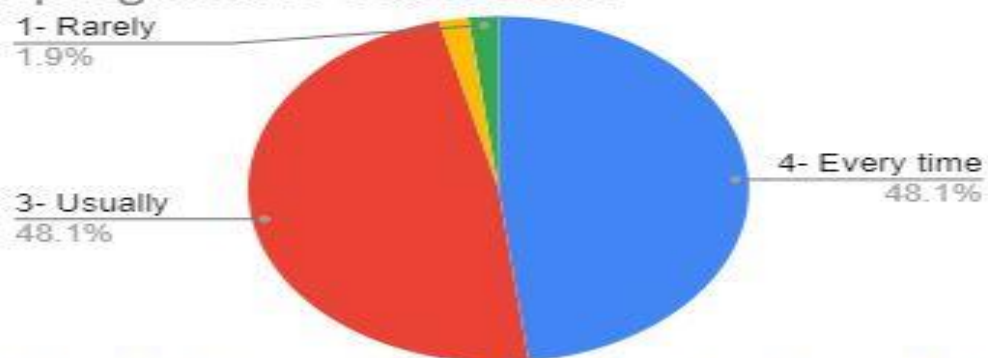
3- Usually (आमतौर पर)

2- Occasionally/Sometimes (कभी-न -कभी / कभी-कभी)

1- Rarely (दुर्लभ)

0-Never (कभी नहीं)

10. Teachers inform you about your expected competencies, course outcomes and programme outcomes.



48.1% students stated that teachers every time inform about expected competencies, course outcomes and programme outcomes.

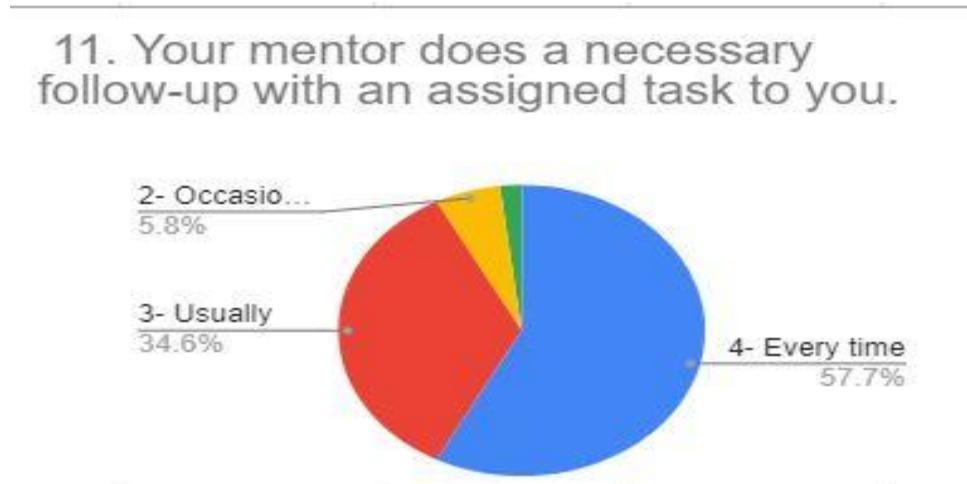
48.1% students stated that teachers usually inform about expected competencies, course outcomes and programme outcomes.

1.9% students stated that teachers rarely inform about expected competencies, course outcomes and programme outcomes.

18.11. Your mentor does a necessary follow-up with an assigned task to you. आपके गुरु आपके लिए एक नियत कार्य के साथ एक आवश्यक अनुवर्ती कार्रवाई करवाता है I *

Mark only one oval.

- 4- Every time (हमेशा)
- 3- Usually (आमतौर पर)
- 2- Occasionally/Sometimes (कभी-न -कभी / कभी-कभी)
- 1- Rarely (दुर्लभ)
- 0- I don't have a mentor (मेरा कोई शिक्षक नहीं)



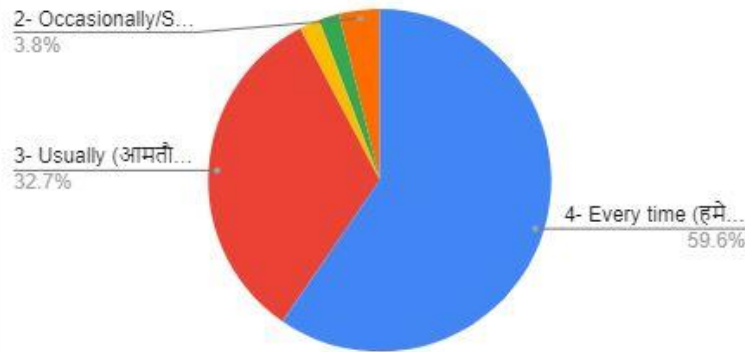
57.7% students stated that mentor every time does a necessary follow-up with an assigned task.
 34.6% students stated that mentor usually does a necessary follow-up with an assigned task.
 5.8% students stated that mentor occasionally/sometimes does a necessary follow-up with an assigned task.

19.12. The teachers illustrate the concepts through examples and applications. शिक्षक उदाहरणों और अनुप्रयोगों के माध्यम से अवधारणाओं को दर्शाते हैं I *

Mark only one oval.

- 4- Every time (हमेशा)
- 3- Usually (आमतौर पर)
- 2- Occasionally/Sometimes (कभी-न -कभी / कभी-कभी)
- 1- Rarely (दुर्लभ)
- 0- Never (कभी नहीं)

12. The teachers illustrate the concepts through examples and applications.



59.6% students stated that teachers every time illustrate the concepts through examples and applications
32.7% students stated that teachers usually illustrate the concepts through examples and applications
3.8% students stated that teachers occasionally/sometimes illustrate the concepts through examples and applications

20.13. The teachers identify your strengths and encourage you with providing right level of challenges.

शिक्षक आपकी ताकत की पहचान करते हैं और आपको चुनौतियों के सही स्तर प्रदान करने के साथ प्रोत्साहित करते हैं

I *

Mark only one oval.

4- Fully (पूर्ण रूप से)

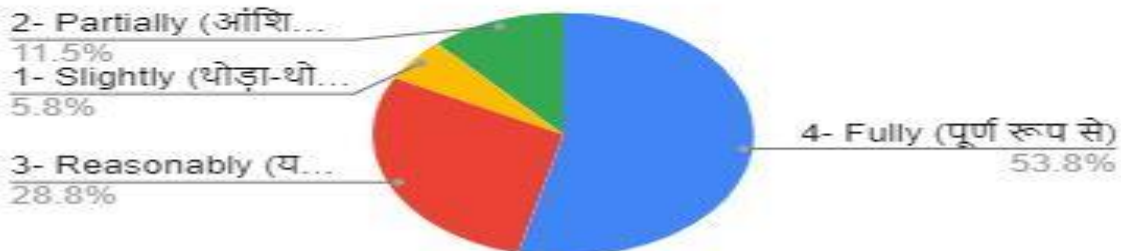
3- Reasonably (यथोचित)

2- Partially (आंशिक रूप से)

1- Slightly (थोड़ा-थोड़ा)

0- Unable to (करने में असमर्थ)

13. The teachers identify your strengths and encourage you with providing right level of challenges.



53.8% students stated that teachers fully identify their strengths and encourage with providing right level of challenges
28.8% students stated that teachers reasonably identify their strengths and encourage with providing right level of challenges
11.5% students stated that teachers partially identify their strengths and encourage with providing right level of challenges
5.8% students stated that teachers slightly identify their strengths and encourage with providing right level of challenges

21. 14. Teachers are able to identify your weaknesses and help you to overcome them. आपके शिक्षक आपकी कमजोरियों की पहचान करने में समर्थ हैं और उनको दूर करने में सहायता करते हैं I *

Mark only one oval.

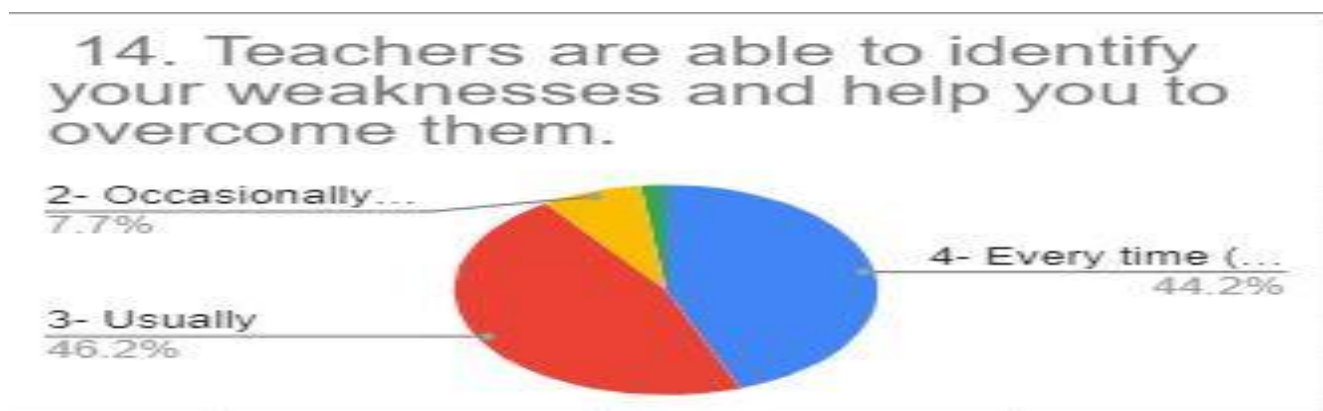
4- Every time (हमेशा)

3- Usually (आमतौर पर)

2- Occasionally/Sometimes (कभी-न -कभी / कभी-कभी)

1- Rarely (दुर्लभ)

0- Never (कभी नहीं)



44.2% students stated that teachers every time are able to identify their weaknesses and help to overcome them.

46.2% students stated that teachers usually are able to identify their weaknesses and help to overcome them.

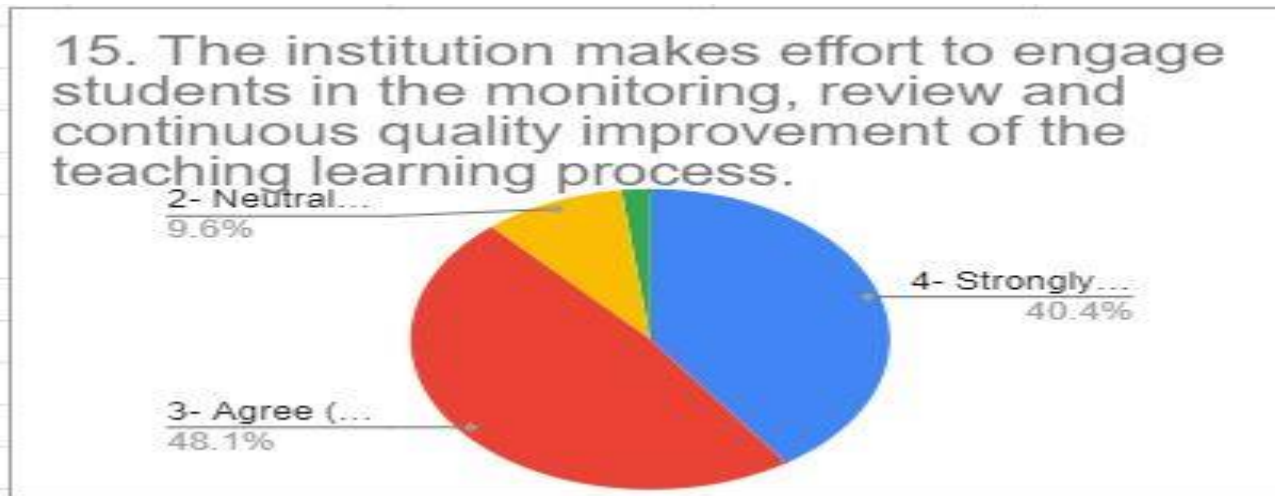
7.7% students stated that teachers occasionally are able to identify their weaknesses and help to overcome them.

22.15. The institution makes effort to engage students in the monitoring, review and continuous quality improvement of the teaching learning process. संस्थान शिक्षण-शिक्षा प्रक्रिया की निगरानी, समीक्षा और निरंतर गुणवत्ता सुधार में छात्रों को सलंगन करने का प्रयास करता है I *

Mark only one oval.

4- Strongly agree (दृढ़तापूर्वक सहमत)

- 3- Agree (सहमत)
- 2- Neutral (तटस्थ)
- 1- Disagree (असहमत)
- 0- Strongly disagree (दृढ़तापूर्वक असहमत)



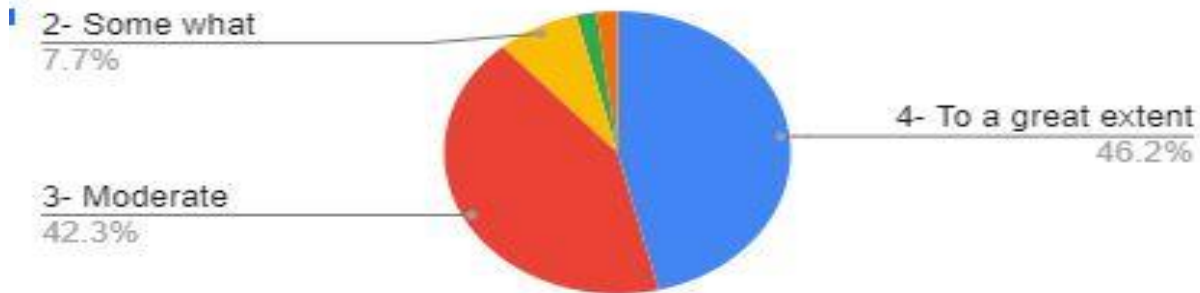
40.4% students strongly agreed that institution makes effort to engage students in the monitoring, review and continuous quality improvement of the teaching learning process.
 48.1% students agreed that institution makes effort to engage students in the monitoring, review and continuous quality improvement of the teaching learning process.
 9.6% students were neutral that institution makes effort to engage students in the monitoring, review and continuous quality improvement of the teaching learning process.

23. 16. The institute/ teachers use student centric methods, such as experiential learning, participative learning and problem solving methodologies for enhancing learning experiences. संस्थान/शिक्षक छात्र-केंद्रित पद्धतियों का प्रयोग करते हैं, जैसे की अनुभवात्मक शिक्षा, सहभागी शिक्षा और सीखने के अनुभव को बढ़ाने के लिए समस्या सुलझाने के तरीके। *

Mark only one oval.

- 4- To a great extent (काफी हद तक)
- 3- Moderate (मध्यम)
- 2- Some what (कुछ हद तक)
- 1- Very little (बहुत कम)
- 0- Not at all (बिलकुल नहीं)

16. The institute/ teachers use student centric methods, such as experiential learning, participative learning and problem solving methodologies for enhancing learning experiences.



46.2% students stated that institute/ teachers to a great extent use student centric methods, such as experiential learning, participative learning and problem solving methodologies for enhancing learning experiences.

42.3% students stated that institute/ teachers moderately use student centric methods, such as experiential learning, participative learning and problem solving methodologies for enhancing learning experiences

7.7% students stated that institute/ teachers some what use student centric methods, such as experiential learning, participative learning and problem solving methodologies for enhancing learning experiences

24. 17. Teachers encourage you to participate in extracurricular activities. शिक्षक आपको अतिरिक्त गतिविधियों में भाग लेने के लिए प्रोत्साहित करते हैं I *

Mark only one oval.

4- Strongly agree (दृढ़तापूर्वक सहमत)

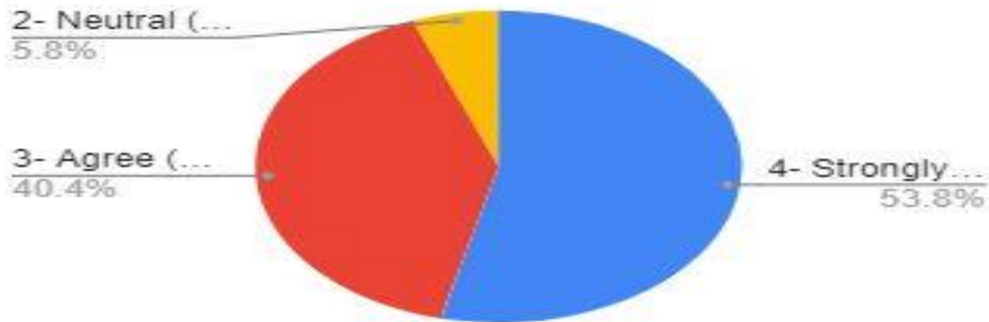
3- Agree (सहमत)

2- Neutral (तटस्थ)

1- Disagree (असहमत)

0- Strongly disagree (दृढ़तापूर्वक असहमत)

17. Teachers encourage you to participate in extracurricular activities.



53.48% students strongly agree that teachers encourage them to participate in extra-curricular activities.
40.4% students agree that teachers encourage them to participate in extra-curricular activities.
5.8% were neutral that teachers encourage them to participate in extra-curricular activities.

18. Efforts are made by the institute/teachers to inculcate soft skills, life skills and employability skills to make you ready for the world of work. संस्थान/शिक्षकों द्वारा रोज़गार की दुनिया के लिए तैयार करने के लिए व्यवहार कुशलता, जीवन कौशल और रोज़गार योग्यता कौशल का आकलन करने या समझाने का प्रयास हुआ है I *

Mark only one oval.

4- To a great extent (काफी हद तक)

3- Moderate (मध्यम)

2- Somewhat (कुछ हद तक)

1- Very little (बहुत कम)

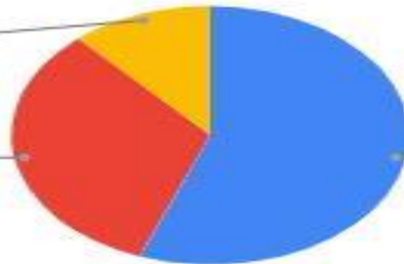
0- Not at all (बिलकुल नहीं)

18. Efforts are made by the institute/teachers to inculcate soft skills, life skills and employability skills to make you ready for the world of work.

2- Somewhat (कुछ हद...)
11.5%

3- Moderate
32.7%

4- To a great extent
55.8%



55.8% students stated that efforts are made to a great extent by the institute/teachers to inculcate soft skills, life skills and employability skills to make you ready for the world of work.

32.7% students stated that moderate efforts are made by the institute/teachers to inculcate soft skills, life skills and employability skills to make you ready for the world of work.

11.5% stated that somewhat efforts are made by the institute/teachers to inculcate soft skills, life skills and employability skills to make you ready for the world of work.

26. 19. What percentage of teachers use ICT tools such as LCD projector, Multimedia, etc. while teaching? सीखाने के समय कितने शिक्षकों का प्रतिशत एलसीडी प्रक्षेपक, मल्टीमीडिया इत्यादि जैसे सूचना एवम सम्प्रेषण तकनीक का उपयोग करते हैं ? *

Mark only one oval.

4- Above 90% (90% से ज्यादा)

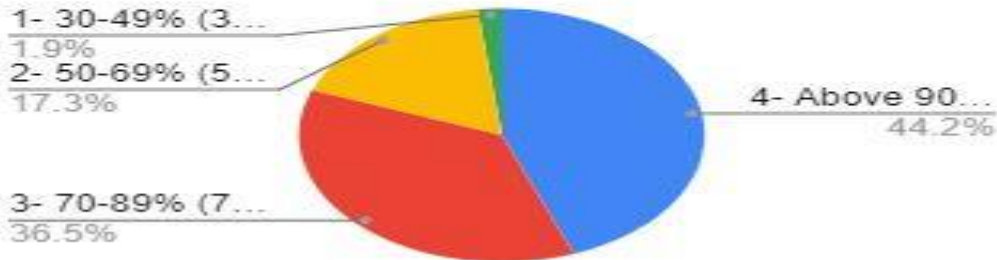
3- 70-89% (70 से 89% तक)

2- 50-69% (50 से 69% तक)

1- 30-49% (30 से 49% तक)

0- Below 29% (29% से कम)

19. What percentage of teachers use ICT tools such as LCD projector, Multimedia, etc. while teaching?



44.2% (Above 90) teachers use ICT tools such as LCD projector, Multimedia, etc. while teaching
36.5% teachers (75-89%) use ICT tools such as LCD projector, Multimedia, etc. while teaching
17.3% teachers (50-69%) use ICT tools such as LCD projector, Multimedia, etc. while teaching
1.9% teachers (30-49%) use ICT tools such as LCD projector, Multimedia, etc. while teaching

27.20. The overall quality of teaching-learning process in your institute is very good. आपके संस्थान में शिक्षा-शिक्षण प्रक्रिया की समग्र गुणवत्ता बहुत अच्छी है I *

Mark only one oval.

4- Strongly agree (दृढ़तापूर्वक सहमत)

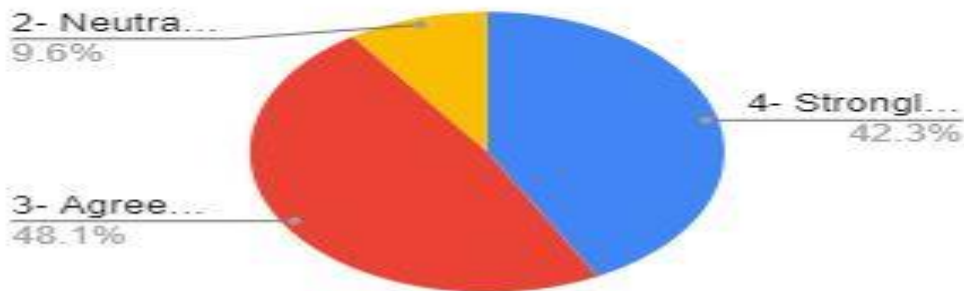
3- Agree (सहमत)

2- Neutral (तटस्थ)

1- Disagree (असहमत)

0- Strongly disagree (दृढ़तापूर्वक असहमत)

20. The overall quality of teaching-learning process in your institute is very good.



42.3% students strongly agreed quality of teaching-learning process in your institute is very good
 48.1% students agreed that quality of teaching-learning process in your institute is very good
 9.6% students were neutral that quality of teaching-learning process in your institute is very good

28.21. Give three observations/ suggestions to improve the overall teaching-learning experience in your institution. आपके संस्थान में समग्र शिक्षण-शिक्षा के अनुभव को बेहतर बनाने के लिए तीन विचार/सुझाव दें I *

- Increase of learning skill, increase of practical work,
- Less activities, more use of ICT, improvement in teaching methods.
- Making online classes interesting to avoid students distractions.
- Teaching methods must be improved , ICT practices can be involved more in B.Ed curriculum.
- Teachers can use more of the lecture method with slides and not merely teaching through slides.
- Give equal opportunity to every student . Provide best books in library.
- Practical learning , empower students to be active learning , friendly nature.
- Listen to students
- Teacher should be friendly
- Time management , punctuality , extra assignments
- Well guided about teaching practice , field trips .
- Computer facilities required for the students.
- Projector use should be more.
- Faculty should be more.
- Function should be less and studies should be more.
- There should be more opportunities for discussion during online classes.
- Effective teaching aid , ppt work must be more.
- Encourage your employees, good teaching skill, establish trust.

- **Extra knowledge like general knowledge should be given, teacher should interact more with students,**
- **Improve cooperation, communication and teaching method.**